

■ **Features**

- Single coil type (TX1) and twin coil type (TX2) for bi-directional control of automobile motors
- High power, miniature design
- 30A, 16VDC switching current capacity
- Sealed for immersion cleaning



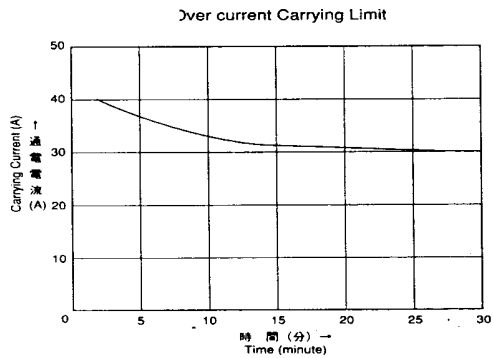
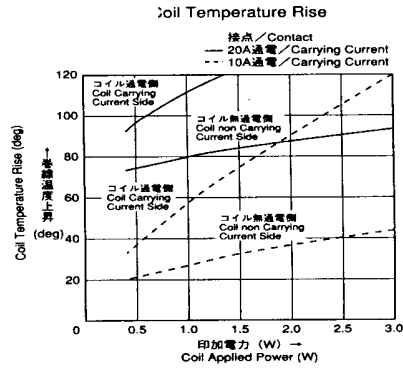
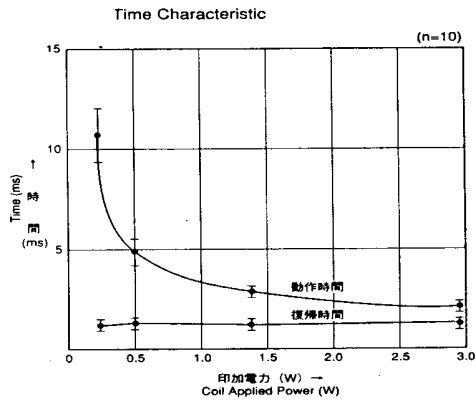
■ **Coil Rating** (All Coil Voltages 12VDC only) @ 20°C

Part Number	Coil Resistance ($\omega \pm 10\%$)	Rated Power (W)	Pick-Up Voltage (VDC)	Drop-Out Voltage (VDC)
TX1-8	200	0.72	6.0	0.8
TX1-9	250	0.58	6.75	0.9
TX1-10	320	0.45	7.5	1.0
TX2-8	200	0.72	6.0	0.8
TX2-9	250	0.58	6.75	0.9
TX2-10	320	0.45	7.5	1.0

■ **Specifications**

Contact Arrangement	DPDT (1 Form C)	
Contact Material	AgSnO ₂	
Rated Load	25A Motor Load 14 VDC	
Max. Switching Current	30A	
Max. Carrying Current	30A @ 20° C within 5 minutes	
Max. Switching Power	60W (DC) ; 125VA (AC)	
Contact Resistance	Max. 50m Ohm (@ 6VDC 1A voltage drop method)	
Insulation Resistance	Min. 100M Ohm (@ 500VDC)	
Dielectric Strength	1000VAC for 1 minute between open contacts 1000VAC for 1 minute between coil & contacts	
Operate Time	Max. 10ms (@ rated voltage)	
Release Time	Max. 10ms (@ rated voltage)	
Operating Ambient Temp.	-40°C ~ +85°C	
Ambient Humidity	85% RH	
Vibration Resistance	10 to 400 Hz 4.4G	
Shock Resistance	Min. 10G (Shock wave 11ms)	
Life	Mechanical	10 x 10 operations (@ 300 ops/min)
	Electrical	0.1 x 10 ⁶ ops (ON: 5 sec / OFF: 25 sec) 14VDC 25A motor load
Weight	TX1: Approx. 8g	TX2: Approx. 15g

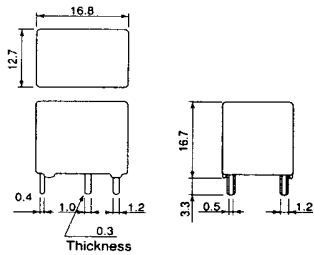
Characteristics



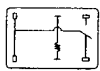
Dimensions

TX1

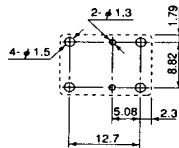
Outside Dimensions



Wiring Diagrams



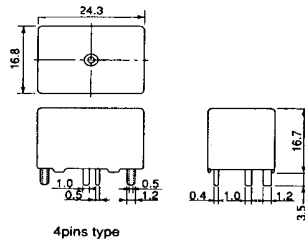
PC Board Pin Layout



Bottom View

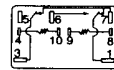
TX2

Outside Dimensions



4pins type

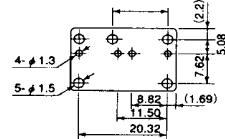
Wiring Diagrams



Relay B

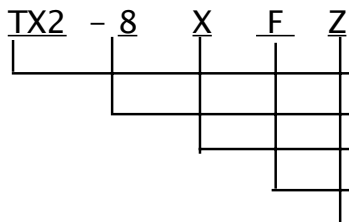
Relay A

PC Board Pin Layout



Bottom View

How to order



TX1: 1 Form C ; TX2: 2x1 Form C
 Coil: 8=200ohm ; 9=250ohm ; 10=320ohm
 Contact Material: Blank=Standard ; X=Special
 Coil Terminal: Blank= 3 pins ; F= 4 pins
 Contact Terminals: Blank=Std (Common NC)
 Z= NC contact is independent