



# Woodland Part Two

Thanks for stopping by and downloading my woodland pack. Be sure to download Part 1, 3 & Tot Pack.

If you would like to share this file please link directly to the web page or Blog and not to the pdf file.

This pack was made to be used with your toddler or preschooler. This is for your own personal use. Please don't sell or host these files anywhere.

Please read the [Terms of Use](#). If you have any questions please let me know.

Thanks! 3Dinosaurs.com

Graphics: Baby Animals & [Woodland Creatures](#)

By [Lilly Bimble](#) purchased from : <http://www.mygrafico.com>






**B**

**L**


**R**



**H**

**C**

**B**



**D**

**H**

**G**



**G**

**E**

**S**



**L**

**R**


**S**



**W**

**O**


**S**



**D**

**E**

**B**



**F**

**E**



**X**




**M**

**B**

**J**




Cut out the items below and sort the animals facing right and left.






raccoon



hedgehog brown



hedgehog black




gray squirrel




red squirrel



owl



deer




fox




bear



r r r r r r r r



h h h h h h h



h h h h h h h




g g g g g g g




r r r r r r r r



o o o o o o o



d d d d d d d




f f f f f f f




b b b b b b b



raccoon



hedgehog brown



hedgehog brown



gray squirrel




red squirrel






owl



deer




fox




bear



Handwriting practice lines consisting of a solid top line, a dashed middle line, and a solid bottom line.



Handwriting practice lines consisting of a solid top line, a dashed middle line, and a solid bottom line.



Handwriting practice lines consisting of a solid top line, a dashed middle line, and a solid bottom line.




Handwriting practice lines consisting of a solid top line, a dashed middle line, and a solid bottom line.




Handwriting practice lines consisting of a solid top line, a dashed middle line, and a solid bottom line.



Handwriting practice lines consisting of a solid top line, a dashed middle line, and a solid bottom line.



Handwriting practice lines consisting of a solid top line, a dashed middle line, and a solid bottom line.



Handwriting practice lines consisting of a solid top line, a dashed middle line, and a solid bottom line.



Handwriting practice lines consisting of a solid top line, a dashed middle line, and a solid bottom line.

Handwriting practice lines consisting of a solid top line, a dashed middle line, and a solid bottom line.



+



=

\_\_\_\_\_

\_\_\_\_\_

\_\_\_\_\_



+



=

\_\_\_\_\_

\_\_\_\_\_

\_\_\_\_\_



+



=

\_\_\_\_\_

\_\_\_\_\_

\_\_\_\_\_



+



=

\_\_\_\_\_

\_\_\_\_\_

\_\_\_\_\_



+



=

\_\_\_\_\_

\_\_\_\_\_

\_\_\_\_\_



+



=

\_\_\_\_\_

\_\_\_\_\_

\_\_\_\_\_



+



=


\_\_\_\_\_

\_\_\_\_\_

\_\_\_\_\_



+



=

\_\_\_\_\_

\_\_\_\_\_

\_\_\_\_\_



+



=

\_\_\_\_\_

\_\_\_\_\_

\_\_\_\_\_



+



=

\_\_\_\_\_

\_\_\_\_\_

\_\_\_\_\_



+

=

\_\_\_\_\_

\_\_\_\_\_

\_\_\_\_\_



+



=

\_\_\_\_\_

\_\_\_\_\_

\_\_\_\_\_



+



=

\_\_\_\_\_

\_\_\_\_\_

\_\_\_\_\_



+



=

\_\_\_\_\_

\_\_\_\_\_

\_\_\_\_\_



+



=

\_\_\_\_\_

\_\_\_\_\_

\_\_\_\_\_



+



=

\_\_\_\_\_

\_\_\_\_\_

\_\_\_\_\_



+

=

\_\_\_\_\_

\_\_\_\_\_

\_\_\_\_\_

+



=


\_\_\_\_\_

\_\_\_\_\_

\_\_\_\_\_



+




=

\_\_\_\_\_

\_\_\_\_\_

\_\_\_\_\_

+



=

\_\_\_\_\_

\_\_\_\_\_

\_\_\_\_\_

# Woodland Animal Path

Follow  through the animal path.


START




END



# Woodland Animal Path


Follow  through the animal path.

START




END

# Woodland Animal Path


Follow  through the animal path.

START











































END

# Woodland Animal Path


Follow  through the animal path.

START


|   |   |   |   |  |   |   |
|---|---|---|---|--|---|---|
|    |    |    |    |    |    |    |
|    |    |    |    |    |    |    |
|    |    |    |    |    |    |    |
|   |   |   |   |   |   |   |
|  |  |  |  |  |  |  |
|  |  |  |  |  |  |  |
|  |  |  |  |  |  |  |
|  |  |  |  |  |  |  |

END

# Woodland Animal Path

Follow  through the animal path.

START




END

# Woodland Animal Path

Follow  through the animal path.

START




END

# Woodland Animal Path

Follow  through the animal path.

START




END

# Woodland Animal Path

Follow  through the animal path.

START



END