


It Comes from Apples




www.thisreadingmama.com


It Comes From Apples Emergent Reader
Sight Words: *come(s), from*

Apple Pre-K/K Pack
©2013 All Rights Reserved.

www.thisreadingmama.com



Apple juice comes from apples.




Apple pie comes from apples.




Apple jelly comes from apples.




Apple cider comes from apples.




Applesauce comes from apples.



Apples come from trees.



It Comes from Apples




www.thisreadingmama.com


It Comes From Apples Emergent Reader
Sight Words: *come(s), from*

Apple Pre-K/K Pack
©2013 All Rights Reserved.


www.thisreadingmama.com



Apple juice comes from apples.




Apple pie comes from apples.




Apple jelly comes from apples.



Apple cider comes from apples.



Applesauce comes from apples.




Apples come from trees.

It Comes from Apples

Full-Page Emergent Reader

Apple juice comes from apples.



Apple pie comes from apples.




Apple jelly comes from apples.



Apple cider comes from apples.




Applesauce comes from apples.




Apples come from trees.





I Like Apples




www.thisreadingmama.com


I Like Apples Emergent Reader
Sight Words: *I, like*

Apple Pre-K/K Pack
©2013 All Rights Reserved.

www.thisreadingmama.com



I like apple juice.




I like apple pie.




I like apple jelly.




I like apple cider.




I like applesauce.



I like apples!



I Like Apples




www.thisreadingmama.com

I Like Apples: Read and Color


Apple PreK/K Pack

©2013 All Rights Reserved.


www.thisreadingmama.com



I like apple juice.




I like apple pie.




I like apple jelly.



I like apple cider.



I like applesauce.




I like apples!

I Like Apples

Full-Page Emergent Reader

I like apple juice.



I like apple pie.




I like apple jelly.




I like apple cider.




I like applesauce.




I like apples!





Apples




www.thisreadingmama.com


Apples: Early Emergent Read and Color

Apple Pre-K/K Pack
©2013 All Rights Reserved.


www.thisreadingmama.com



Apple juice.




Apple pie.




Apple jelly.



Apple cider.



Applesauce.



Apples!

Number Cards 1-20

Print onto cardstock and laminate for durability. Cut out. Place numbers facedown on a work surface. Child draws a card, reads the number, and covers the number. (use with pp. 24-27 & 32-34)


1	2	3	4	5
6	7	8	9	10
11	12	13	14	15
16	17	18	19	20


www.thisreadingmama.com


www.thisreadingmama.com

©2013 All Rights Reserved.











Directions:

Roll 1 die. Count the dots. Find the number on the apple tree and cover.




Directions:

Roll 1 die. Count the dots. Find the number on the apple tree and cover.




Directions:

Roll 2 dice. Add up the two numbers. Find the sum on the apple tree and cover.




Directions:

Roll 2 dice. Add up the two numbers. Find the sum on the apple tree and cover.



How Many Apples in the Tree?

Print the mat and number cards onto cardstock and laminate for durability.



VERSION 1 (easier)

- *Place some apples on the tree mat.
- *Ask your child to count the number of apples.
- *Help him locate the number (from Number Cards 1-20*).

VERSION 2 (harder)


- *Place some apples on the tree mat.
- *Ask your child to count the number of apples.
- *Help him locate **and** trace the correct number (with the number tracer cards)

VERSION 3 (hardest)


- *Place some bubbles on the mat and then some more.
- *Pose is as a problem to the child such as "I saw 3 apples in the tree. Then I climbed higher and saw 3 more. How many apples did I see all together?"
- *The child solves the problem and locates the number (from Number Cards 1-20) OR locates and traces the number (with the number tracer cards.)

Those children who are ready for it could write the number without tracing or write the number sentence!

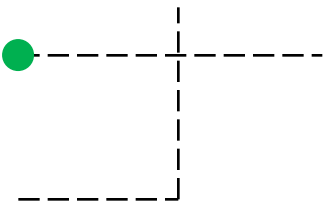
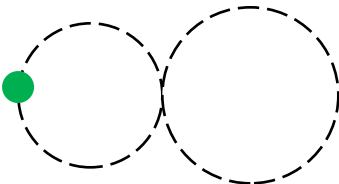
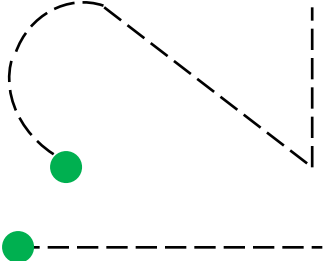
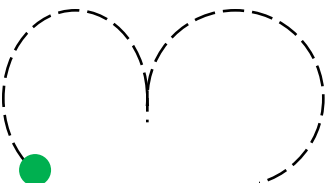
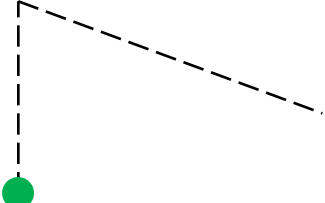

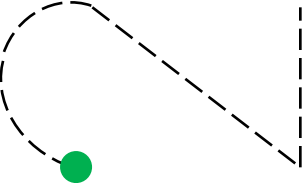
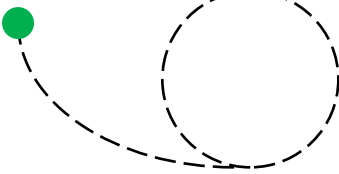
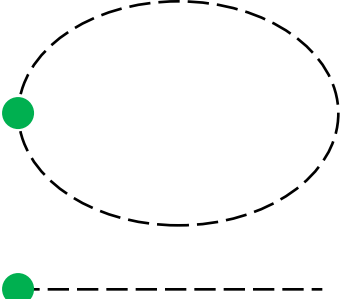

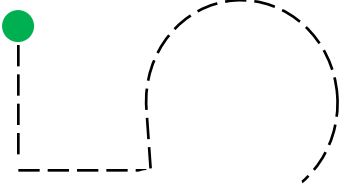
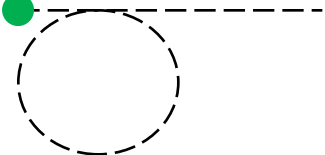
*Number Cards 1-20 are in Part 1 of this Apple Pack.



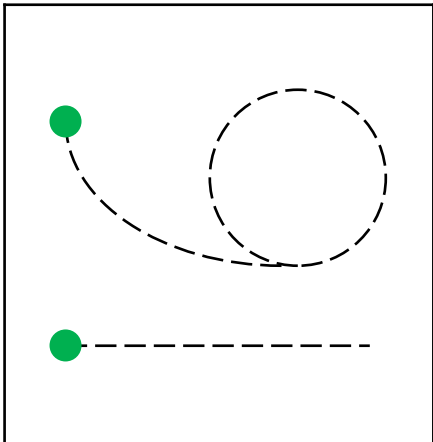
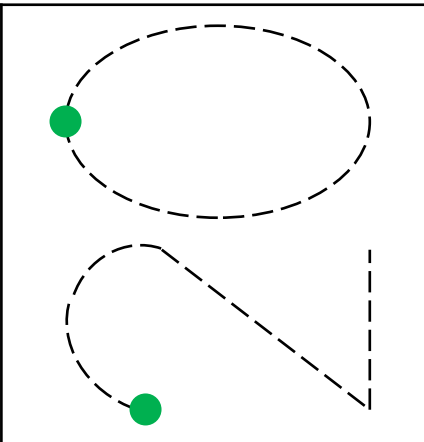
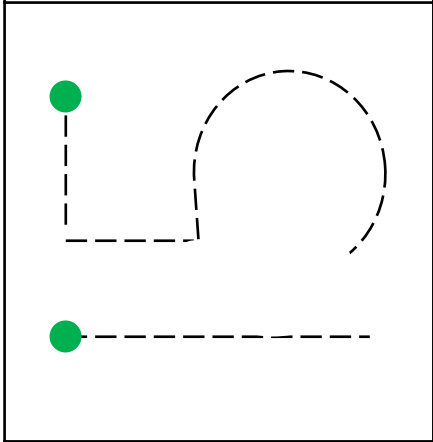
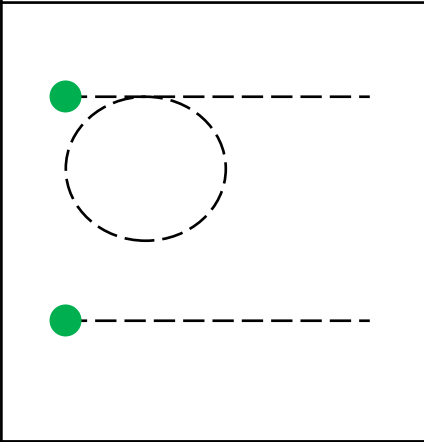
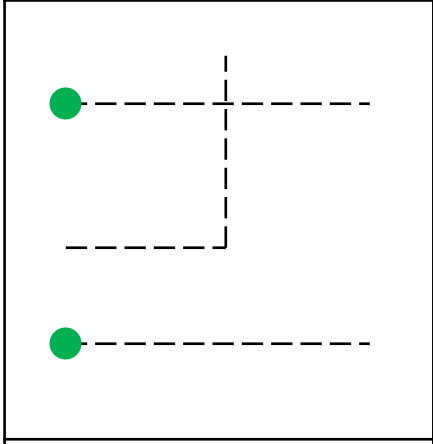
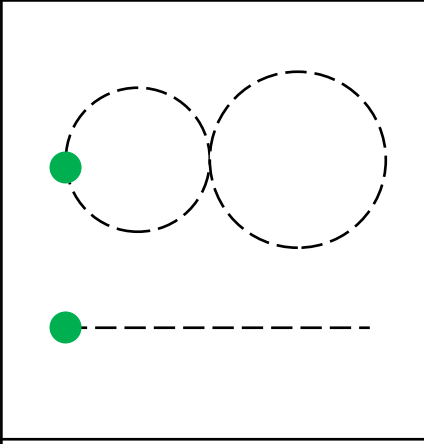
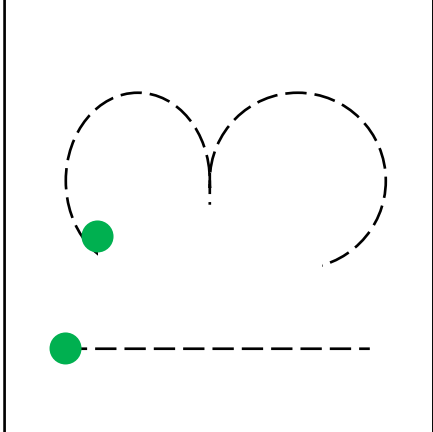
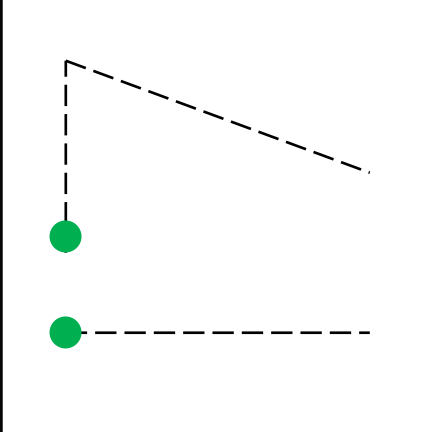
Cut out apples and use to place on the apple tree mat.
You can also use items such as pom-poms with small tongs, red jewels, or small playdough balls to incorporate some fine motor work.



Number Tracing Cards 1-20












Number Tracing Cards 1-20

*The green dot indicates where the child should start writing the number.

Which One is Different?

Can you figure out which picture is different than the rest?



Which One is Different?

Can you figure out which picture is different than the rest?

