

Jack and the Beanstalk Printables


from [1+1+1=1](#)

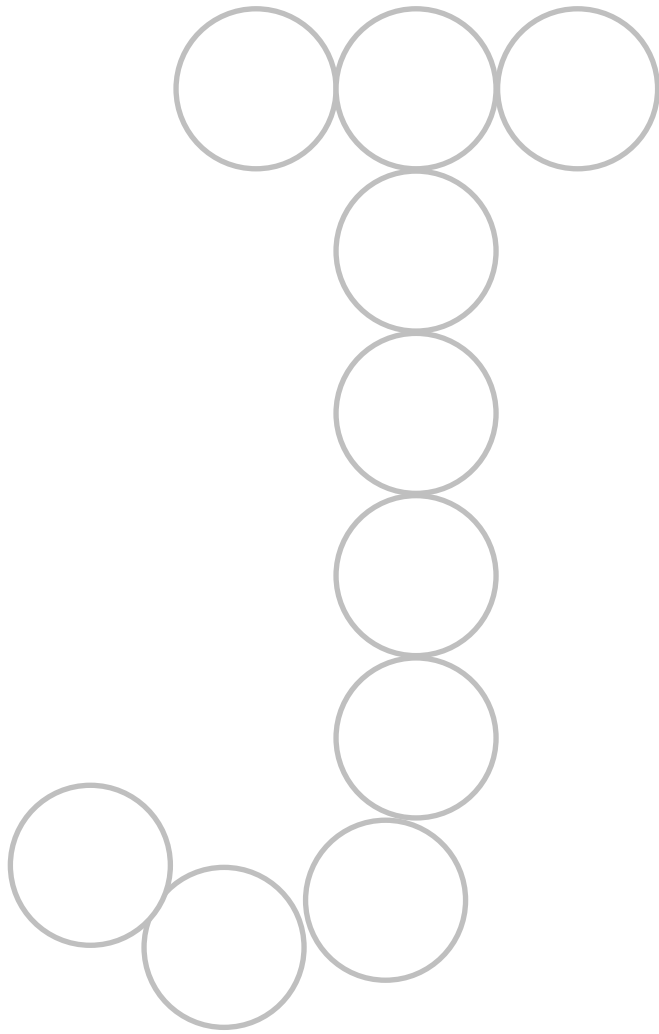
Clipart from [Little Reds Clipart](#)




Please see [terms of use here](#).

Jj is for Jack







J Your HAIR Color

A Your SKIN Color

C Pink

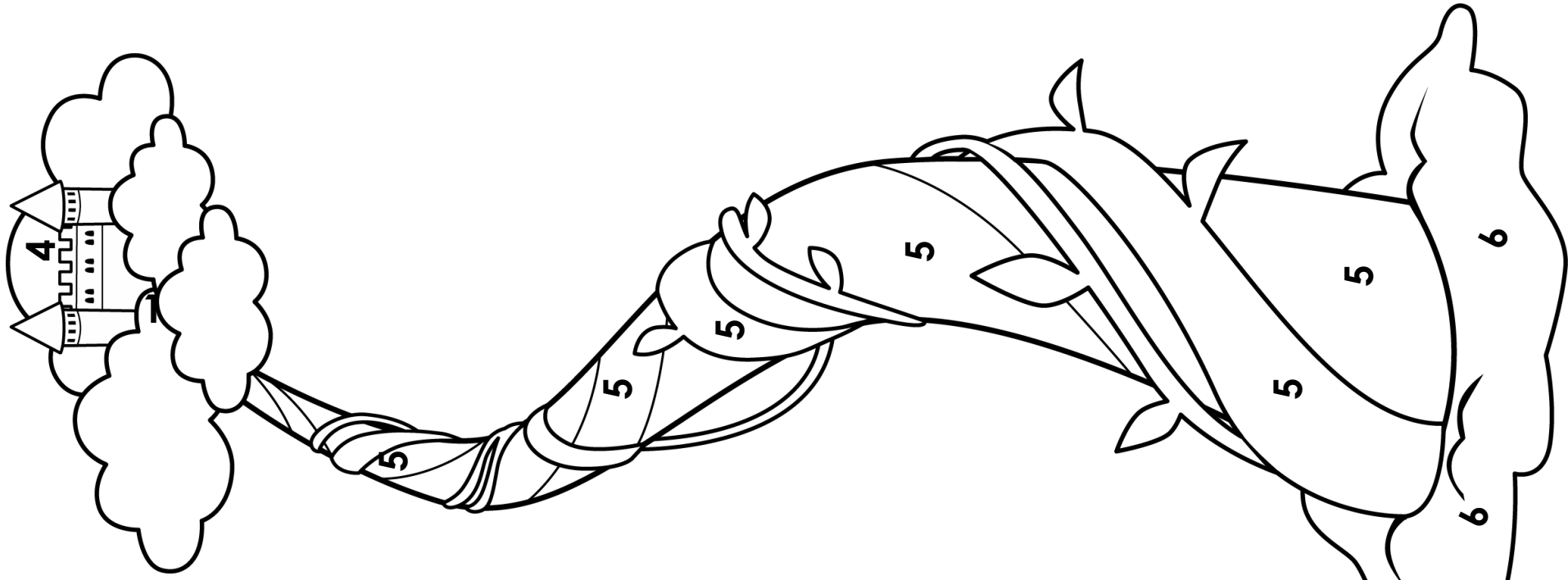
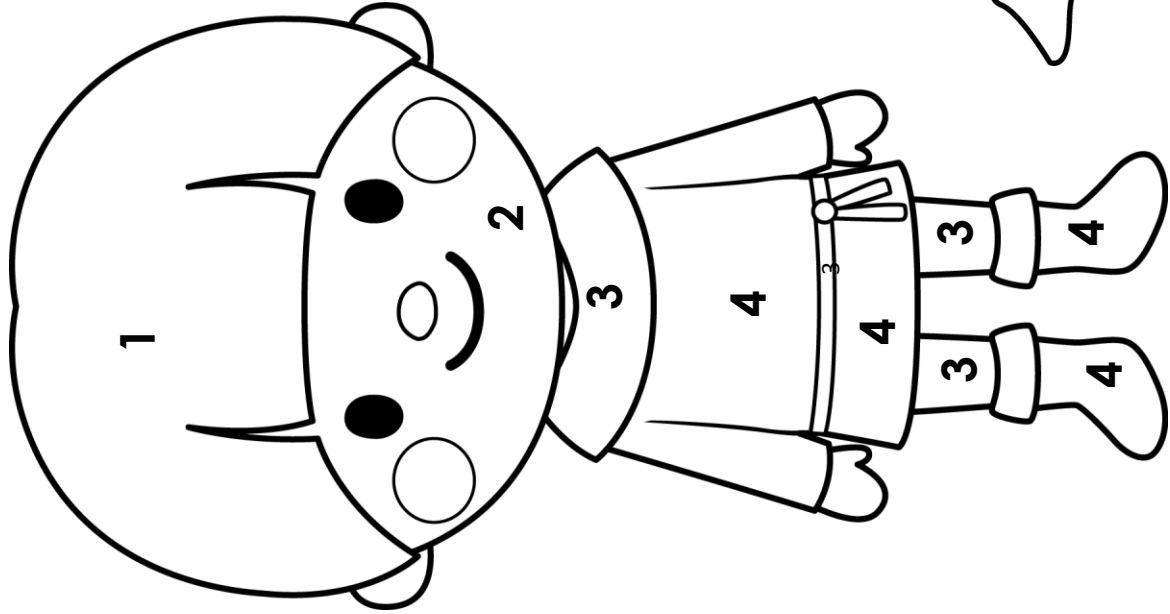
K Green

B Yellow

Color
By
Letter


Color By Number

- 1** Your HAIR Color
- 2** Your SKIN Color
- 3** Yellow
- 4** Blue
- 5** Green
- 6** Brown





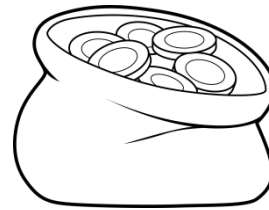
Cutting Fun

Adult: cut on the solid line to make cutting strips, then have your child cut on the dotted lines.



Gluing Fun

Use the ponies you cut out on the previous page to match and glue on this page!



1

2

3

4

5






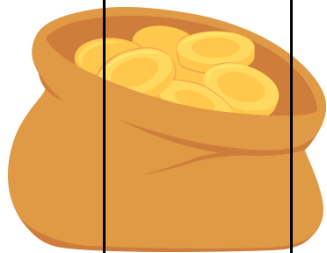
6


7

8

9


10






Follow the letter **Jj** to get Jack to the beanstalk!

j	j	Q	W	E	R	T	y
U	J	o	P	A	S	D	F
g	j	L	H	K	z	x	C
V	j	J	B	N	m	q	w
e	R	J	j	J	T	Y	U
A	s	D	F	j	J	j	I
Z	X	c	G	b	P	J	j







Count from 1-20

Be careful to ignore all of the letters and only find the numbers!


l	2	b	v	K	i	x	P
A	3	G	h	12	13	14	15
R	4	q	h	ll	n	w	16
s	5	6	Z	10	m	J	17
d	t	7	8	9	z	K	18
F	y	n	I	c	l	M	19
a	E	D	o	V	p	b	20

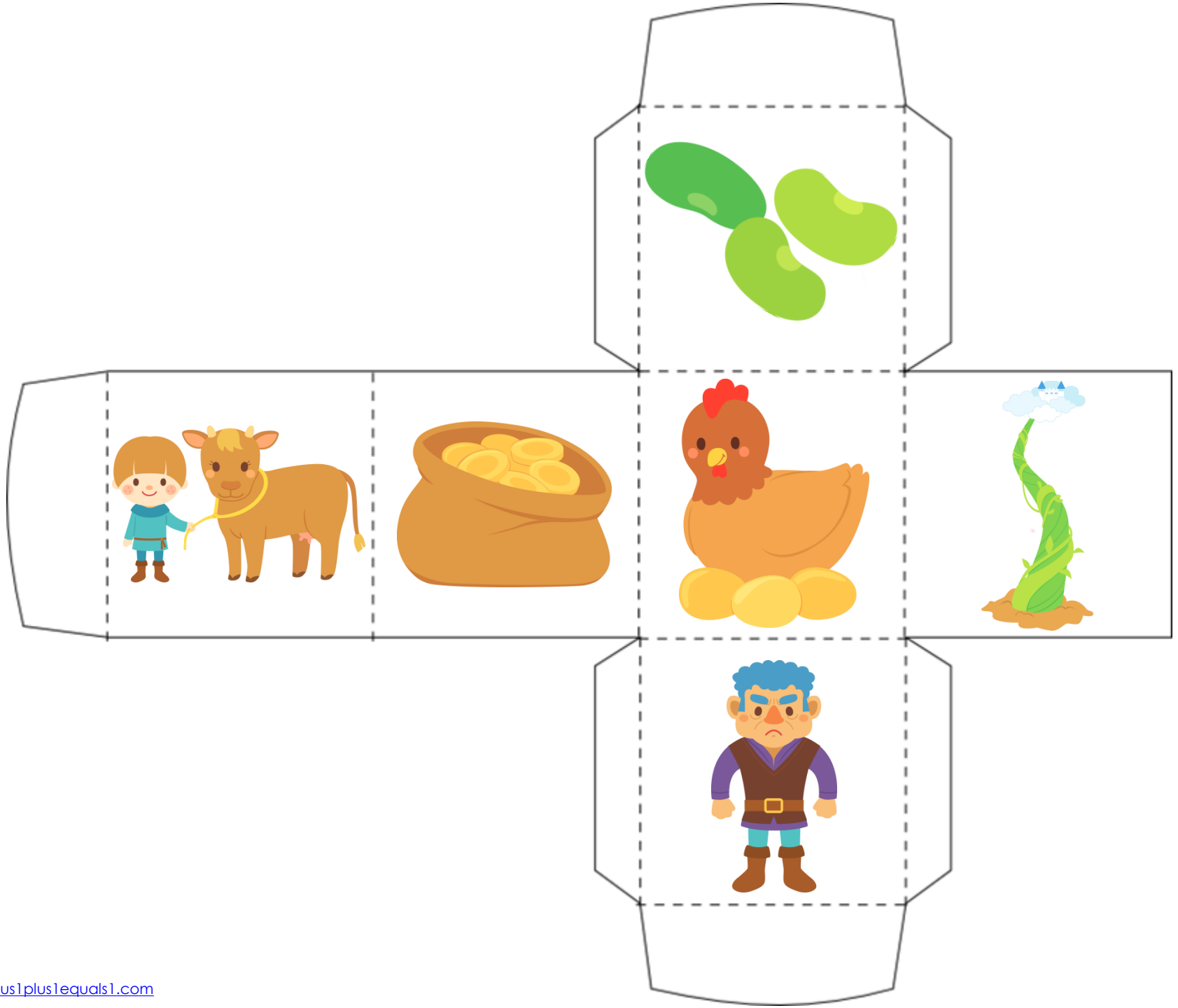




Counting
Fun

Cut these out and
help your child
count 1-7
to work on 1:1
correspondence on
the previous page





5

4

3

2

1



My Little Pony Nomenclature

For more Montessori Printables, visit [1+1=1 Montessori Printables](http://www.1plus1plus1equals1.com)

Nomenclature cards are a [Montessori](#) based idea. The word Nomenclature comes from the Latin “*nomenclatura*” which means *assigning of names to things*. Nomenclature cards are also called “3 part cards” for obvious reasons!

Montessori Print Shop has an excellent post explain the “[What, Why and How of Nomenclature Cards](#)” I recommend visiting the post to learn more!


Options

We use our [mini pocket chart](#) when working with 3 part vocabulary cards, you can see Krash in action on the left, he was using the cards from our [How To Train Your Dragon](#) Preschool Pack. Most of our [Preschool Packs](#) have a set of 3 part cards! You can also see him using a set [of Insect cards from Montessori Print Shop](#) in the photo on the right.






Jack



cow



hen



gold coins




beanstalk



giant




Jack



cow



hen



gold coins





beanstalk



giant

Which one is DIFFERENT?



Cut the rectangles out and mix them up to have your child match the sentences to the correct character!




I am Jack.



I am the giant.



I am a hen.



I am a cow.

The next two pages are Q-Tip Painting Templates.
Painting with a Q tip is great fine motor work for small hands.
Encourage your child to paint the empty circles on these printables with a Q tip!

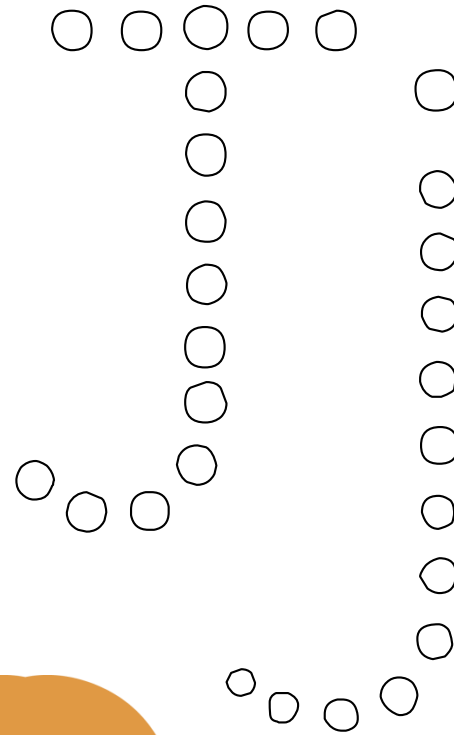
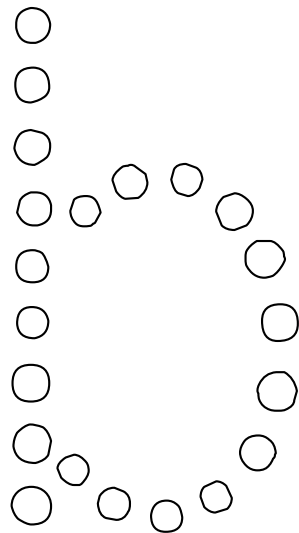
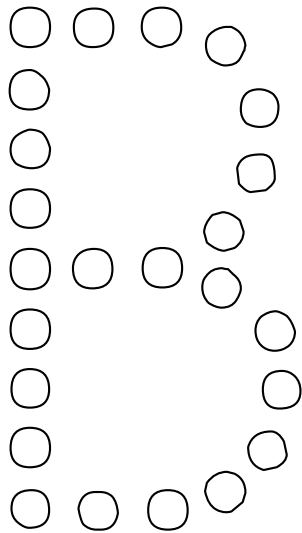


www.1plus1plus1equals1.net

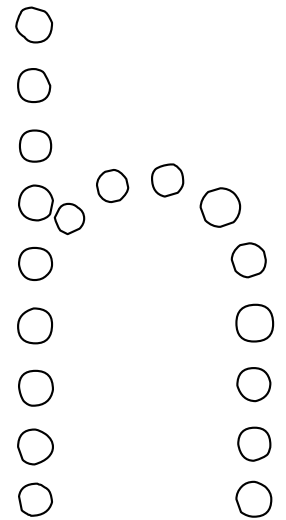
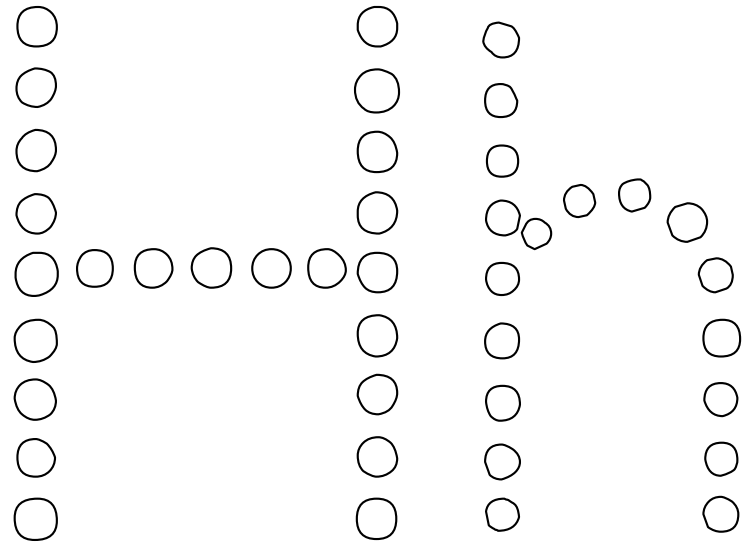

beans



beanstalk

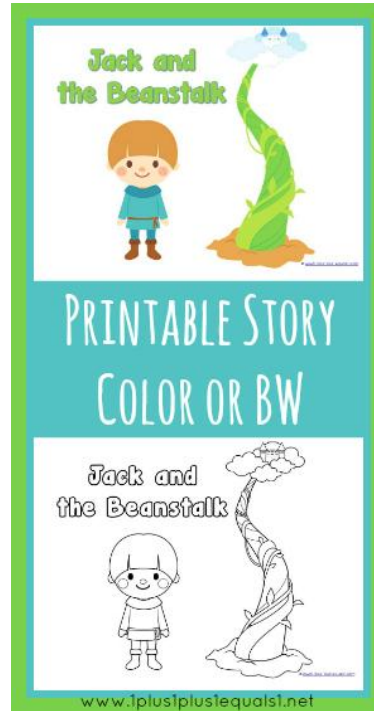


Jack



More Jack and the Beanstalk Fun...

[Digital Story & Printable Reader](#)



Follow Along with US...



Please see [terms of use here](#).