



Squirrel

Scissor Skills Practice Pages



By Jennifer Hier

Thanks!

Thanks for downloading one of my products! For best results print the appropriate scissor skills pages and cut in half lengthwise. Children can practice their cutting skills by starting at the acorn on the bottom of the page and cutting on the dotted line to the squirrel on the top of the page.

I hope that you enjoy using the materials in this set. If you like my [Squirrel Scissors Skills Practice Pages](#), please help me out by leaving feedback on the Teachers Pay Teachers website. Your feedback is valuable and greatly appreciated! I love to hear feedback regarding how you use my activities in your classroom, which activities are your favorite, and ideas to improve future products. Plus, don't forget that you can earn TpT Credits when you provide feedback.

If you are unhappy with the materials for any reason, are unable to give the materials an "A" rating in all categories, or have any questions or suggestions, please e-mail me at jen.hier@yahoo.com so that I can help you with any issues.


I will be adding many new products and freebies to my TpT store. If you follow me on the website, you will be alerted when my new products and fun freebies have posted.

Thanks!

Sincerely,

Jennifer Hier

PS. If you like this activity, I think that you will also like the activities pictured here. Please click on the photos to check them out.



Clip art in this product can be credited to:



