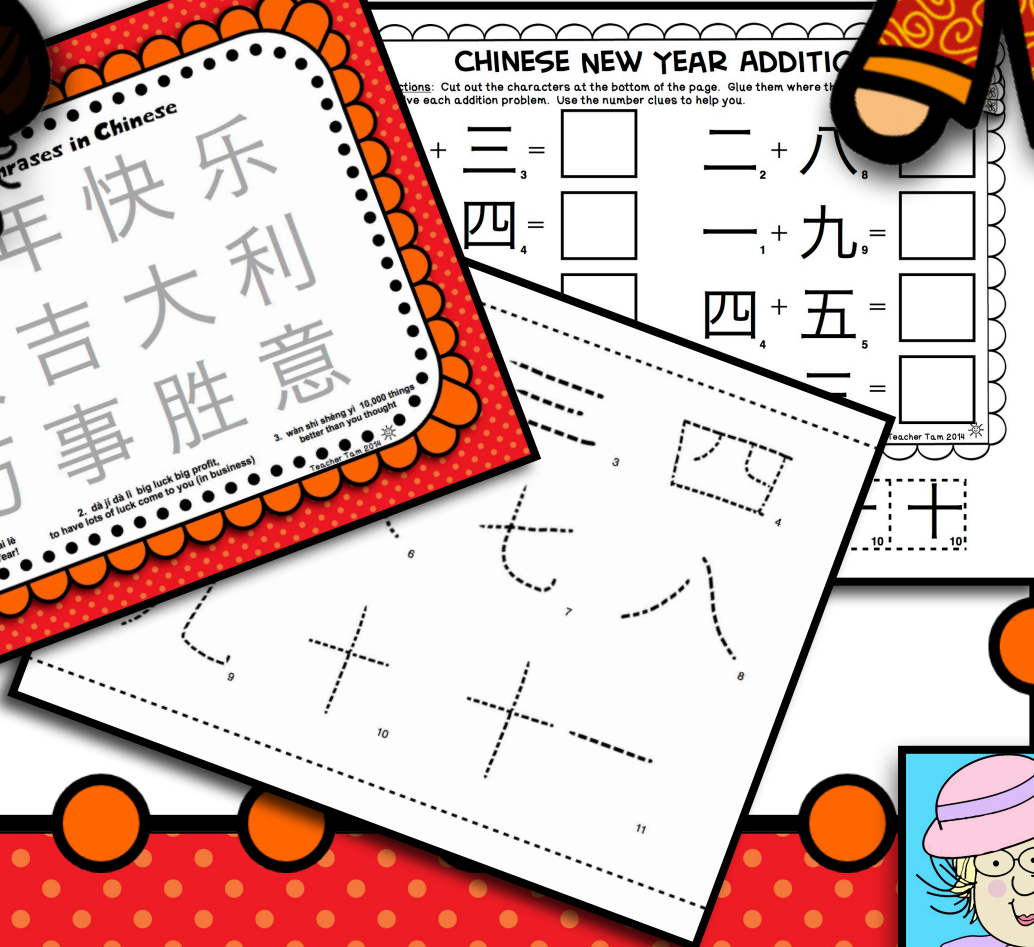



FREEBIE

Chinese New Year:

Lantern Craft,
Math and Tracing Pages



Chinese New Year FREEBIE! *

This set contains several items that you can use to celebrate Chinese New Year in your classroom. First of all, there's a lantern craft that your students will love! It has 2 versions: characters to 19 for older students and characters to 11 for younger students. Then, there are pages where students can trace the numbers up to 12 in Chinese (in both color and black and white). The set also has cut-and-glue pages where students can order the numbers in Chinese (both with and without hints) and do addition using Chinese characters! There's even a full-color tracing page of Chinese New Year phrases to laminate! I have been using a similar set with my students for years. I hope your students love these activities as much as mine do!

By Teacher Tam 2014 


[Teacher Tam's Educational Adventures Blog](#)
Graphics by [Creative Clips](#), [Scrappin Doodles](#),
[Dots of Fun](#), [Mr. Magician](#), & [Ashley Hughes](#)

Fonts from www.ultimatefontdownload.com and [Teacher Tam](#)!



* Special thanks to Victor Mui and Dixie Lee for their help in the development of these materials!

If you like this freebie, you will also like:



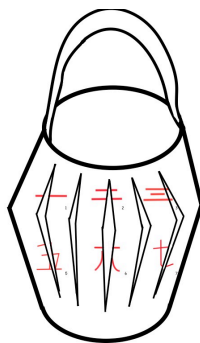
Chinese New Year Cut-and-Glue Math and Literacy for Kindergarten

This Common Core based set contains 31 cut-and-glue pages for math and literacy. All of them have a Chinese New Year theme. They cover addition, subtraction, place value, short vowel word families, sight words, sentences, and more!

[CLICK HERE TO TAKE A LOOK!](#)

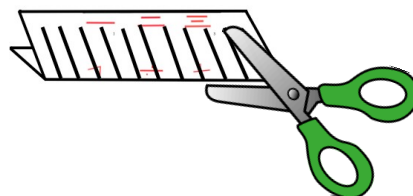
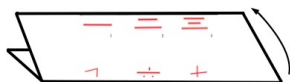
Happy New Year!

xīn nián kuài lè
新年快乐

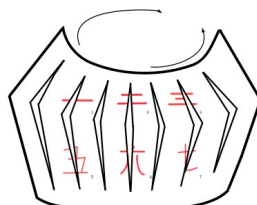


Directions for the Lantern:

1. Make copies of the traceable Chinese 1-11 character page for younger students. Older students can use the page with more characters. It works best if copied on stiff, somewhat absorbent paper like construction paper. Red paint on white paper looks best, especially since the red color is a Chinese symbol of happiness and good luck. White paint on red paper is also a nice alternative.
2. Have children use a thick paint, such as tempera, that is a bold and bright red. Allow time for the paint to dry. I usually have the children paint in the morning, then we finish the project after lunch.
3. Then, fold each paper in half, lengthwise. Some kindergartners and older children can cut from the fold to the other side without cutting all the way through. For Pre-K and my kindergartners (or I make extras, just in case) I usually write lines for them to cut, stressing that they need to stop where the line stops and not cut all the way through the paper.



4. Roll the paper the opposite direction of the fold and staple it, attaching a small strip of paper as a handle.



5. They are so simple to make, yet the classroom looks so beautiful when you hang them! My students really enjoy this project every year.



一

1

二

2

三

3

四

4

五

5

六

6

七

7

八

8

九

9

十

10

十一

11

一

1

二

2

三

3

四

4

五

5

六

6

七

7

八

8

九

9

十

10

十一

11

十二

12

十三

13

十四

14

十五

15

十六

16

十七

17

十八

18

十九

19

Chinese Numbers from 1-10

Directions: Cut out the characters at the bottom of the page. Glue them where they belong. Use the number clues to help you.



一 1		三 3	四 4	
六 6			九 9	

Teacher Tam 2014 

五 5	八 8	二 2	十 10	七 7
--------	--------	--------	---------	--------

Chinese Numbers from 1-10

Directions: Cut out the characters at the bottom of the page. Glue them where they belong.



一		三	四	
六			九	

Teacher Tam 2014 

五

八


二

十

七

CHINESE NEW YEAR ADDITION

Directions: Cut out the characters at the bottom of the page. Glue them where they belong to solve each addition problem. Use the number clues to help you.



$$\begin{array}{c} \text{一} \\ 1 \end{array} + \begin{array}{c} \text{三} \\ 3 \end{array} = \square$$

$$\begin{array}{c} \text{二} \\ 2 \end{array} + \begin{array}{c} \text{八} \\ 8 \end{array} = \square$$

$$\begin{array}{c} \text{二} \\ 2 \end{array} + \begin{array}{c} \text{四} \\ 4 \end{array} = \square$$

$$\begin{array}{c} \text{一} \\ 1 \end{array} + \begin{array}{c} \text{九} \\ 9 \end{array} = \square$$

$$\begin{array}{c} \text{三} \\ 3 \end{array} + \begin{array}{c} \text{五} \\ 5 \end{array} = \square$$

$$\begin{array}{c} \text{四} \\ 4 \end{array} + \begin{array}{c} \text{五} \\ 5 \end{array} = \square$$

$$\begin{array}{c} \text{四} \\ 4 \end{array} + \begin{array}{c} \text{一} \\ 1 \end{array} = \square$$

$$\begin{array}{c} \text{四} \\ 4 \end{array} + \begin{array}{c} \text{三} \\ 3 \end{array} = \square$$

K.O.A.A.1, K.O.A.A.5, 1.O.A.C.5, 1.O.A.C.6, 1.O.A.D.8, & 2.O.A.B.2


Teacher Tam 2014



四 五 六 七 八 九 十 十

CHINESE NEW YEAR ADDITION

Directions: Cut out the characters at the bottom of the page. Glue them where they belong to solve each addition problem.



$$一 + 三 = \square$$

$$二 + 八 = \square$$

$$二 + 四 = \square$$

$$一 + 九 = \square$$

$$三 + 五 = \square$$

$$四 + 五 = \square$$

$$四 + 一 = \square$$

$$四 + 三 = \square$$

K.OA.A.1, K.OA.A.5, 1.OA.C.5, 1.OA.C.6, 1.OA.D.8, & 2.OA.B.2

Teacher Tam 2014



四 五 六 七 八 九 十 十

Tracing Phrases in Chinese

1. 新年快乐

2. 大吉大利

3. 万事胜意

1. xīn nián kuài lè
Happy New Year!

2. dà jí dà lì big luck big profit,
to have lots of luck come to you (in business)

3. wàn shì shèng yì 10,000 things
better than you thought

Tracing Numbers in Chinese

一

1

二

2

三

3

四

4

五

5

六

6

七

7

八

8

九

9

十

10

十一

11

十二

12

十三



Tracing Numbers in Chinese

一

1

二

2

三

3

四

4

五

5

六

6

七

7

八

8

九

9

十

10

十一

11

十二

12