



Personal Use Only: This document is provided to you for your own personal use. You agree that you will not copy, reproduce, alter, modify, create derivative works, or publicly display any content from my downloads (except for your own personal, non-commercial use). You may post pictures of your family using my downloads on your personal blog provided that 123 Homeschool 4 Me is properly attributed in the post by name and a link to www.123homeschool4me.com.

If you would like to use this in a classroom [preschool, homeschool coop, or public school], you must purchase the classroom license from my [TPT Store](#) to comply with my terms of use. I will maintain LOW pricing for teachers! *Thank*

you for your honesty!

No Redistribution. You may not reproduce, repackage, or redistribute the contents of these downloads, in whole or in part, for any reason. This includes "giving" someone your copy that you are no longer using. Please refer others to www.123homeschool4me.com to download.

I offer free printables for 2 reasons:

1. To bless others with things I have created -no point in reinventing the wheel, so to speak!
2. To bless my family [at least a little] financially in exchange for the time I put into making these free printables. By not visiting the blog directly, I do not receive ad money and therefore am not able to meet my 2nd goal! *Thank you for your honesty!*

Modifications of Terms. I shall have the right to modify the terms of this Agreement at any time; modification shall be effective immediately and shall replace all prior Agreements.

You are more than welcome to:

- Save the files on **your** computer and print off copies for **your** nuclear family whenever you would like.
- Link directly to my blog to share my files with others.
- Post to your blog using pictures of your child using my curriculum, as long as proper credit is given to www.123homeschool4me.com.

YOU MAY NOT:

- Host any of my files on your own or other sites (*this includes: drop box, the cloud, and any other site off of **your personal** computer*)
- **Alter** or **sell** any of my files.
- Sell files to make a profit: All files are for personal use only. You may NOT use my items for sale or profit. ~ i.e. print them off, laminate them and sell them to others.
- Transmit or store any resources on any other website or other form of electronic retrieval system. (*this includes: drop box, the cloud, and any other site off of **your personal** computer*)
- All downloads are copyright protected. Not to be distributed, transferred, or shared in any form.

Clipart/ Images: Clipart purchased and used with permission from [Scrappin Doodles](#) License #94836, [JW Illustrations](#) at [MyGrafico](#), and [REVIDEVI](#)

If you notice a typo or have any questions please feel free to email me directly at 123Homeschool4Me@gmail.com and I will get back to you as promptly as possible.

If you are looking for more **{free} printables, homeschool lesson plans, preschool ideas, crafts,** and more - please visit my blog www.123Homeschool4Me.com! I'd love to have you follow along!

Beth Gorden

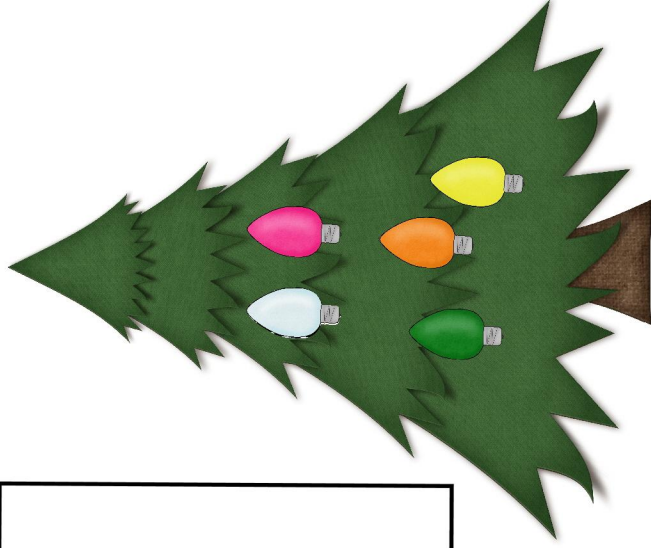

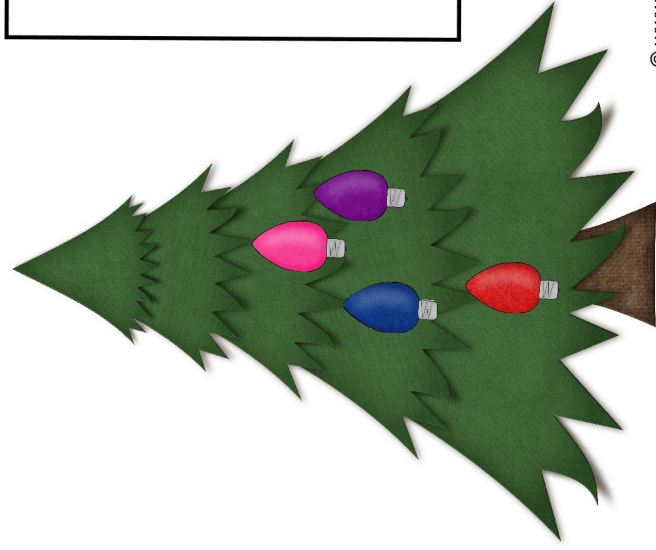
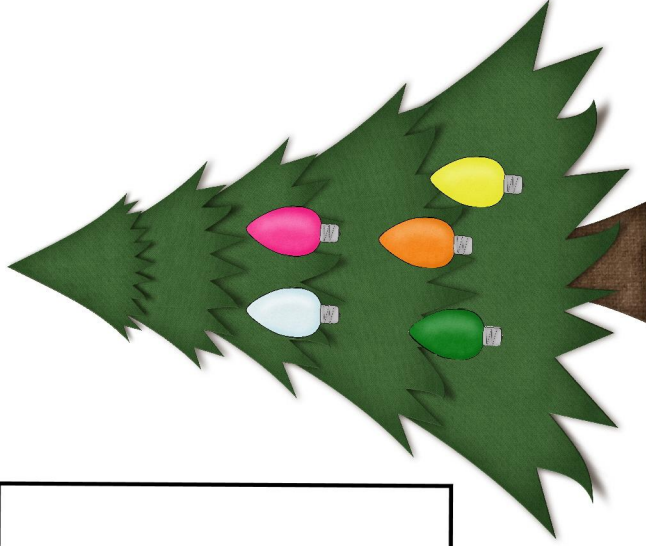

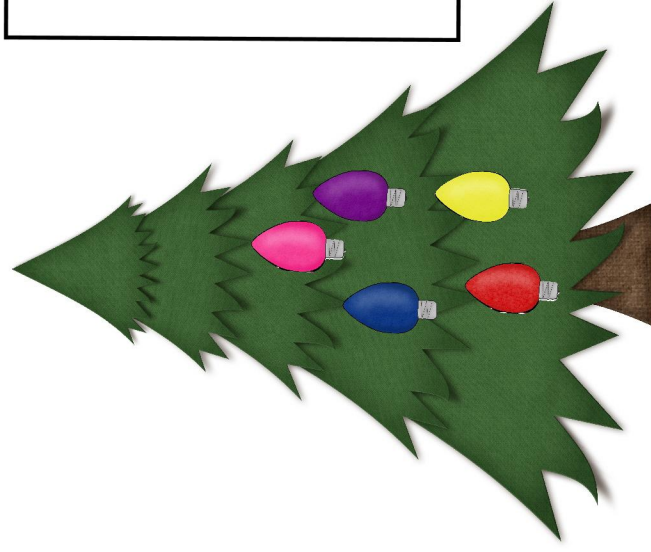



Creator & Author of 123 Homeschool 4 Me



CHRISTMAS

GREATER THAN LESS THAN

Help Santa figure out which Christmas trees have the most lights. Cut out Santa's from page 7 and place them in the correct box between the two trees.

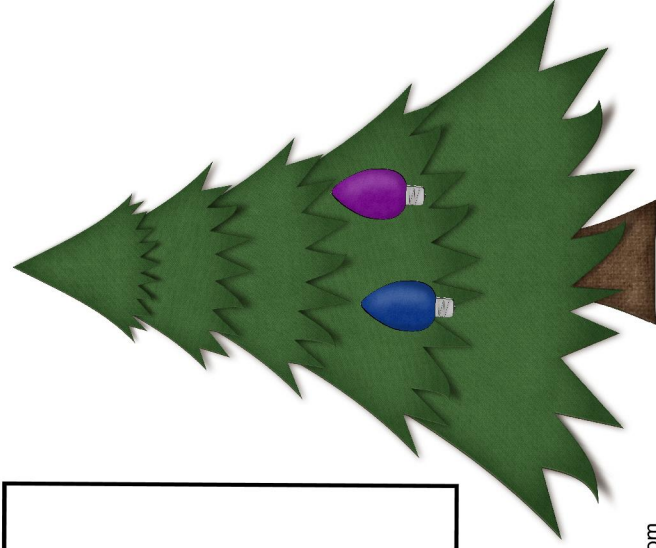
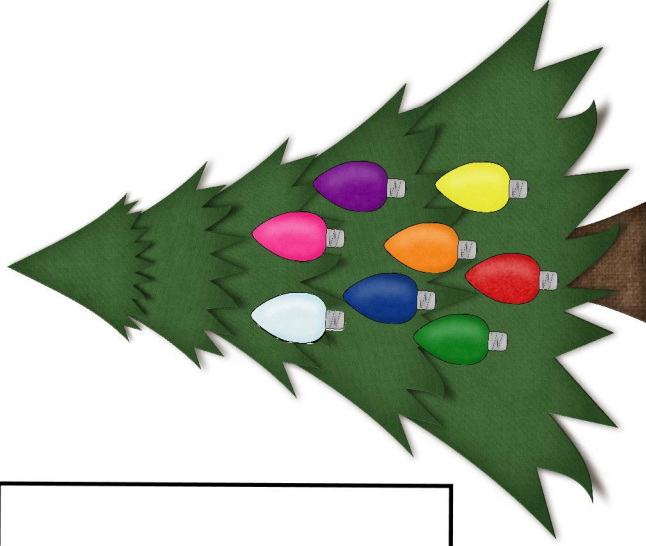
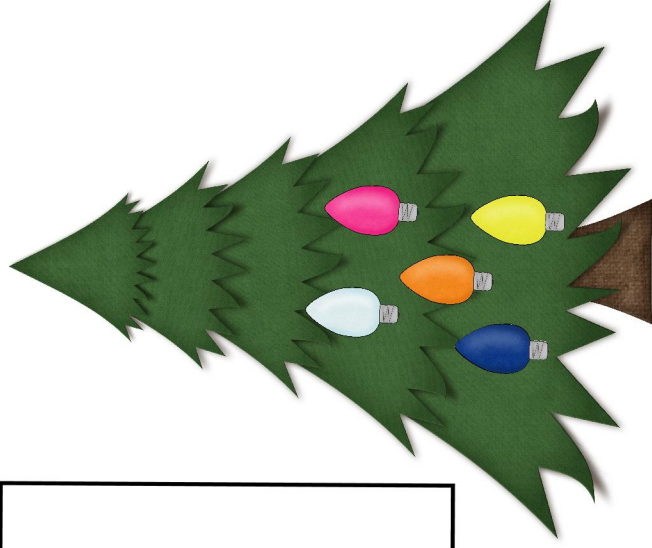




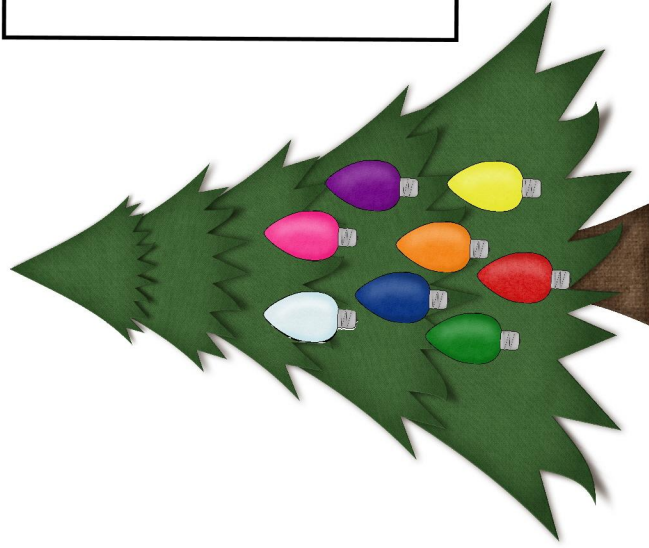




CHRISTMAS

GREATER THAN LESS THAN

Help Santa figure out which Christmas trees have the most lights. Cut out Santa's from page 7 and place them in the correct box between the two trees.

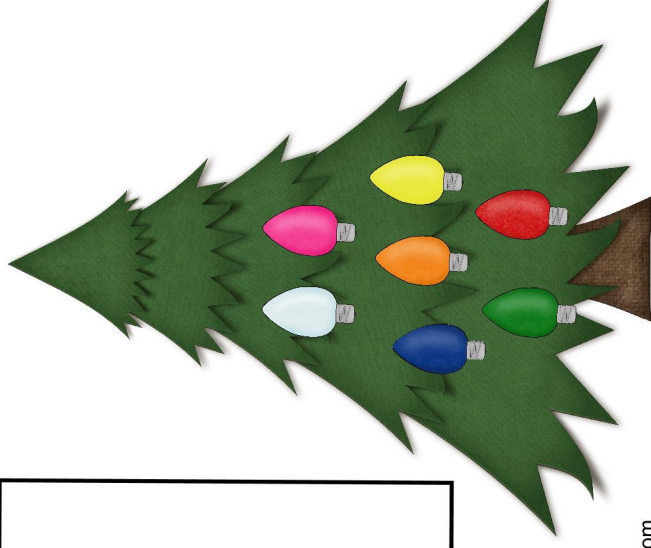

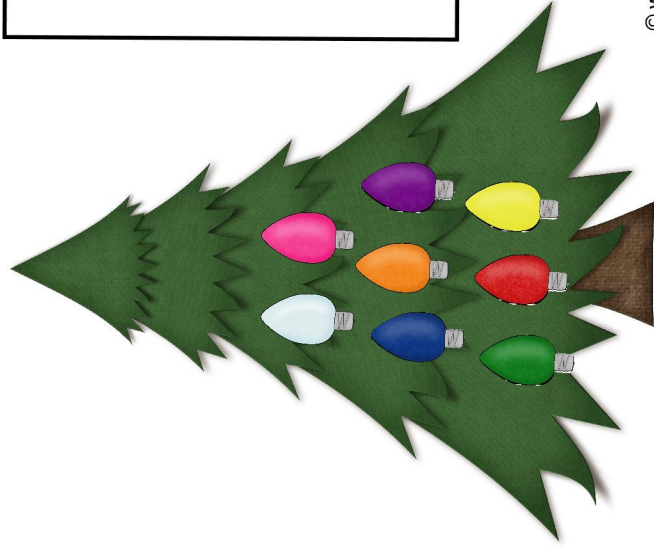

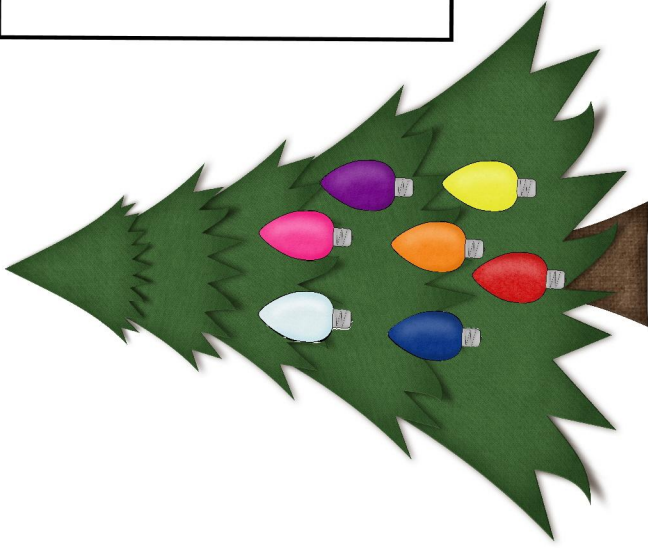
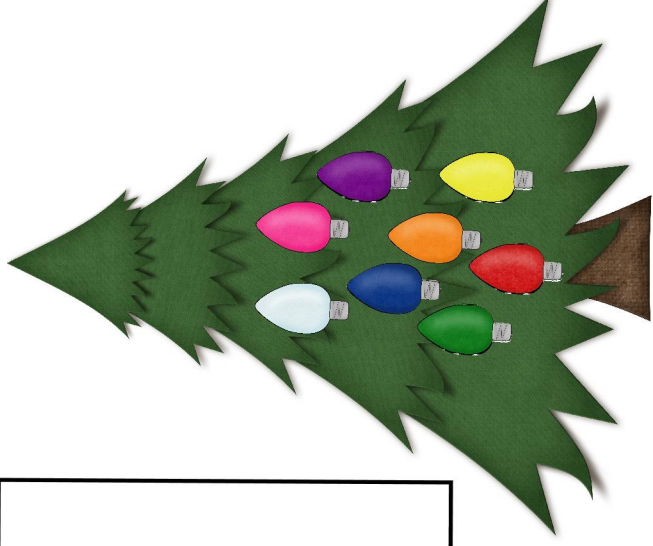

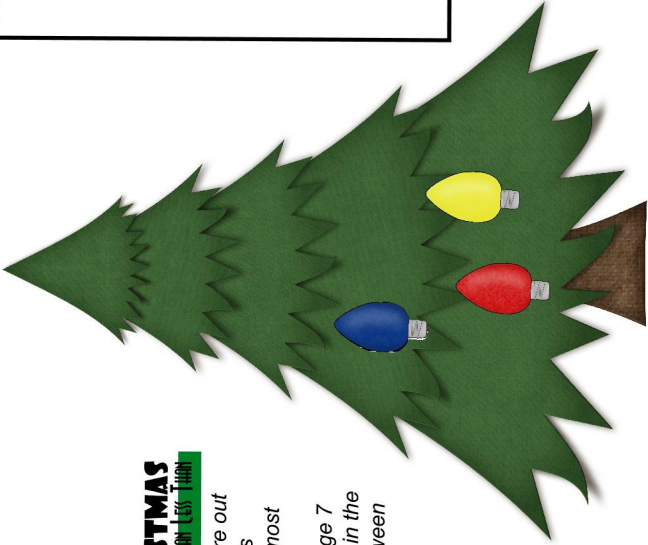




CHRISTMAS

GREATER THAN LESS THAN

Help Santa figure out which Christmas trees have the most lights. Cut out Santa's from page 7 and place them in the correct box between the two trees.


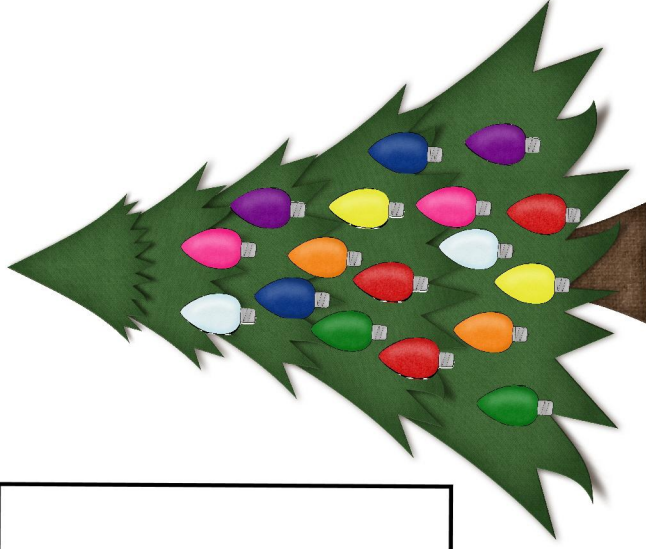




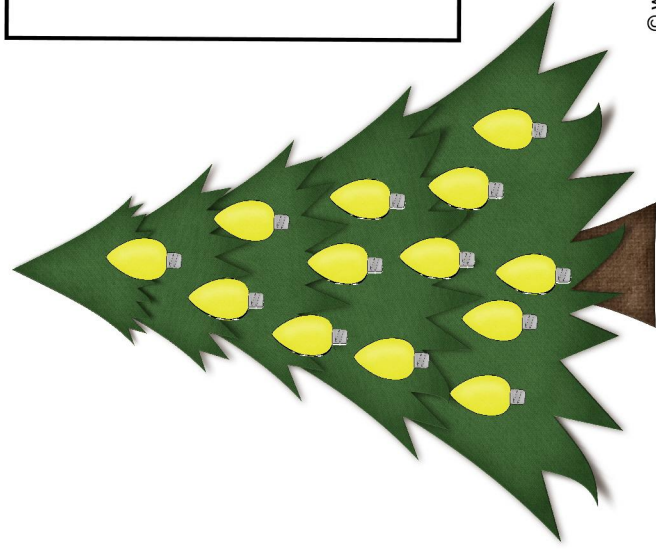
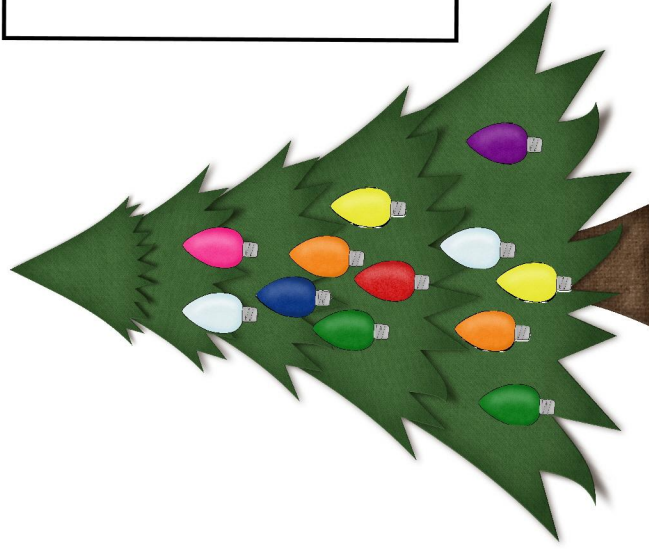
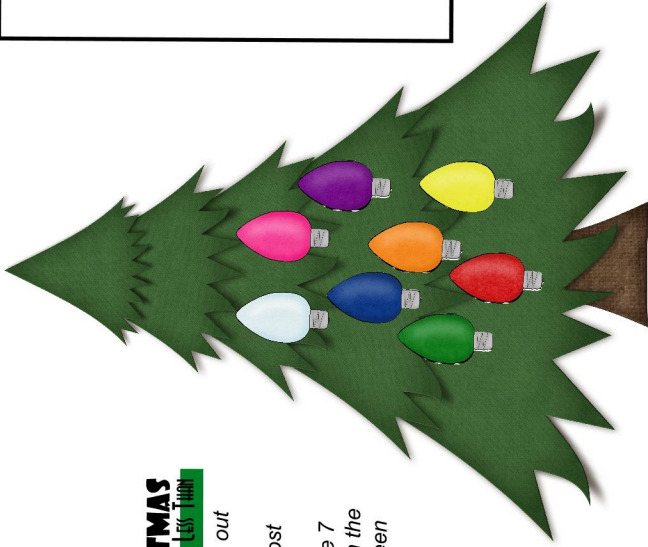




CHRISTMAS

GREATER THAN LESS THAN

Help Santa figure out which Christmas trees have the most lights. Cut out Santa's from page 7 and place them in the correct box between the two trees.





CHRISTMAS

GREATER THAN LESS THAN

Help Santa figure out which Christmas trees have the most lights. Cut out

Santa's from page 7 and place them in the correct box between the two trees.

