























Automaxs Parts Mfg. factory brewing parts list

contact **betty / Email:brewingparts2008@gmail.com**

N O.	Name	Picture	Remarks	FOB unit price	Min qty
2	Ball Lock Beverage Out - Barb		Black, beverage out quick disconnect with barb for beverage line. Barb is 1/4". 3/16" beverage tubing is recommended.	2. USD	500
3	Ball Lock Gas In - Barb		Gray, gas in quick disconnect with barb for gas line.	2. USD	500
4	Ball Lock Beverage Out - Flare		Black, beverage out quick disconnect with male flare fitting.	2.3USD	500
5	Ball Lock Gas In - Flare		Gray, gas in quick disconnect with male flare fitting.	2.3USD	500
6	1/4" Nut & 5/16 Barb		This is a special 1/4" nut and 5/16" barb that will attach to threaded quick disconnects or other 1/4" male flare fittings and allow 5/16" gas tubing to be attached.	0.8USD	1000
7	Keg Lid		Comes with a pull-ring pressure relief valve.	5USD	1000
8	Cornelius keg lid (new)		Comes with a pull-ring pressure relief valve.	6USD	1000
9	Cornelius keg lid (old)		Comes with a pull-ring pressure relief valve.	6USD	1000
G	Ball lock poppet valves		Used in the Cornelius keg lid	1.03USD	1000
H	O ring		keg lid ring(black and grey)	0.65USD	1000
10	Ball lock poppet valves		The post where the ball lock is fitted	1.7USD	500

11	ball lock disconnect-- Liquid		The post where the ball lock is fitted onto. These are brand new connections. They come with one o-ring and poppet. 19/32" - 18 pitch	2. 2USD	500
12	Ball lock disconnect-- Gas			2. 2USD	500
B	Gas pin lock		The post where the ball lock is fitted onto.	3. USD	500
c	Liquid pin lock		The post where the ball lock is fitted onto.	3. 1USD	500
D	Brew keg clamp	 <small>Automaxx Parts Mfg. Factory</small> <small>Automaxx Parts Mfg. Co., Ltd.</small>	Used to fitting the brew keg	6. 35USD	200
AA	5 Gallon Reconditioned Ball Lock Keg		There are 2kinds ,coca cola and pepsi ,the pepsi keg height is higher than coca cola .	22USD	1080
13	Coupler --- Liquid		the post where the ball lock is fitted onto.	3. 5USD	500
14	Coupler ---- Gas		the post where the ball lock is fitted onto.	3. 5USD	500
15	Coca-cola connect		the post where the ball lock is fitted onto.	4. 3 USD	500
16	Barley crusher malt mill	 <small>Automaxx Parts Mfg. Factory</small> <small>Automaxx Parts Mfg. Co., Ltd.</small>	With the handle 60mm handle.	49USD	100
F	Barley crusher malt mill		With the handle 200mm handle.	51USD	100

17	Monster-Brewing - Malt Mill			58USD	200
E	1/2BSP thread			2.5USD	200
F	1/2 BALL VLAVES			4.8USD	500
G	Vertical check valve			6.35USD	500
H	Swing check vlve			6.35USD	500
18	Snaplok Adaptor1		SS , 1/2BSPthread , 1/2 Barb	1.7USD	1000
19	Snaplok Adaptor2		1/2BSP-femalethread	1.7USD	1000
20	Snaplok Adaptor3		Hex nut	0.88USD	1000
21	Snaplok Adaptor4		1/2 male thread	0.95USD	1000
22	Snaplok Adaptor5		Quick Disconnect, 1/2 male thread	1.5USD	1000
23	Snaplok Adaptor6		1/2 Bare and hux nut	1.3USD	1000

24	Snaplok Adaptor7		1/2 Bare	1.5USD	1000
25	Snaplok Adaptor8		1/2 male thread and bare	2USD	1000
26	Snaplok Adaptor9		1/2 bare	3.5USD	1000
27	Snaplok Adaptor10		1/2 hux nut	3.5USD	1000
28	Snaplok Adaptor11		1/2 male thread	3.5USD	1000
29	Snaplok Adaptor12		Ccoca cola thread connector	4.3USD	500
30	sereet elbow			2.66USD	500