



Trousse de Vaisselle partie 2

Merci de votre visite et d'avoir téléchargé ma trousse. Soyez sûr de télécharger les parties 1 & 3 et la trousse bambin, si applicable.

Utiliser le livre suivant avec cette trousse:

[Spoon by Amy Krouse Rosenthal and Scott Magoon](#)

Si vous aimeriez partager ce fichier, s.v.p. lier directement à la page web ou au blogue et non au fichier PDF.

Cette trousse a été faite pour utiliser avec votre trottineur ou votre enfant d'âge préscolaire. Ceci est pour votre usage personnel. S'il vous plait ne pas vendre ou héberger les fichiers ailleurs.

S.V.P. lire les [les conditions d'utilisation](#). Si vous avez des questions, s.v.p laissez-moi le savoir.

Traduction française par
[glitteringmuffins.com](#)

Merci! [3Dinosaurs.com](#)

Pour questions en français s.v.p. contactez
valerie@glitteringmuffins.com



Graphiques: [Dinnerware](#), [Dinnerware Line Art](#), &
[In the Kitchen Baking Supplies](#).

Acheté de [Scrappin Doodles](#)






C

S

N



K

C

N



F

R

O



T

P

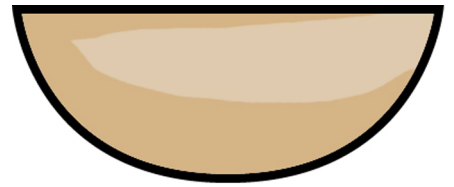
A



T

P


C



W

B

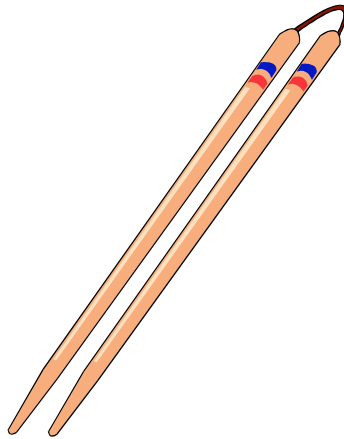
L



P

C


T



C

P

B



T

C

S



S

L

A



R

M

P



G

B

S



P

E

T



A

S


G



S

N

P



R

C


S



C

B

G



T

S

E


Orde de Grandeur



Ustensiles


Vaisselle

Couper les éléments ci-bas et trier les.





cuillère



couteau



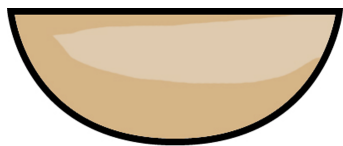
fourchette



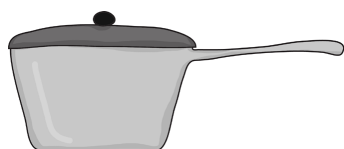
assiette



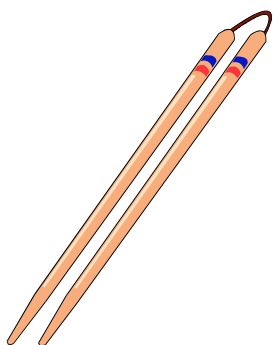
tasse



bol



chaudron



baguettes



tasse à mesurer



salière



moulin à poivre



saucière




théière



sucrier




serviette



cocotte



coupe




sachet de thé

Traduit par Valérie @ [glitteringmuffins.com](https://www.glitteringmuffins.com) Créé par Cassie @ [3 Dinosaurs.com](https://www.3Dinosaurs.com)



c c c c c



c c c c c



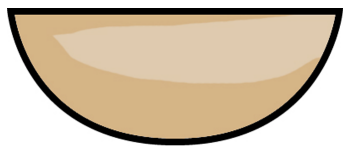
f f f f f f f



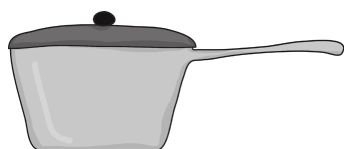
a a a a a



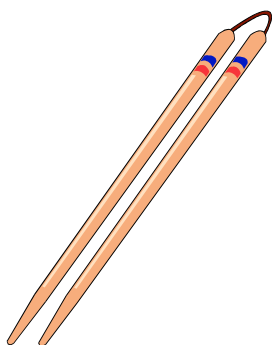
t t t t t t t



b b b b b b b



c c c c c



b b b b b



t t t t t t t



s s s s s s s



m m m m



s s s s s s




t t t t t t t t t



s s s s s s s




s s s s s s



c c c c c c c



c c c c c




s s s s s

Traduit par Valérie @ glitteringmuffins.com Créé par Cassie @ 3Dinosaurs.com



cuillère



couteau



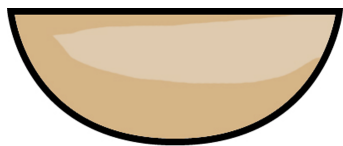
fourchette



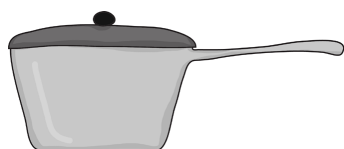
assiette



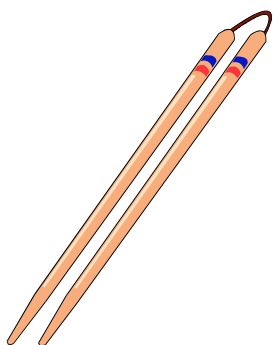
tasse



bol



chaudron



baguettes



tasse à mesurer



salière



moulin à poivre



saucière




théière



sucrier




serviette



cocotte




coupe



sachet de thé



Three horizontal lines for handwriting practice: a solid top line, a dashed middle line, and a solid bottom line.



Three horizontal lines for handwriting practice: a solid top line, a dashed middle line, and a solid bottom line.



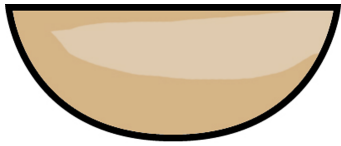
Three horizontal lines for handwriting practice: a solid top line, a dashed middle line, and a solid bottom line.




Three horizontal lines for handwriting practice: a solid top line, a dashed middle line, and a solid bottom line.



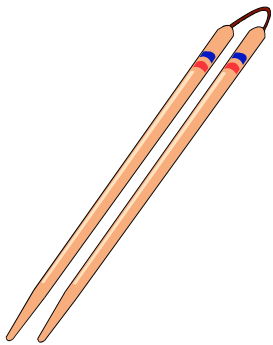
Three horizontal lines for handwriting practice: a solid top line, a dashed middle line, and a solid bottom line.



Handwriting practice lines consisting of a solid top line, a dashed middle line, and a solid bottom line.



Handwriting practice lines consisting of a solid top line, a dashed middle line, and a solid bottom line.



Handwriting practice lines consisting of a solid top line, a dashed middle line, and a solid bottom line.



Handwriting practice lines consisting of a solid top line, a dashed middle line, and a solid bottom line.



Handwriting practice lines consisting of a solid top line, a dashed middle line, and a solid bottom line.

















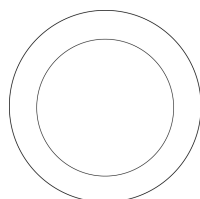
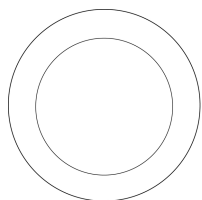
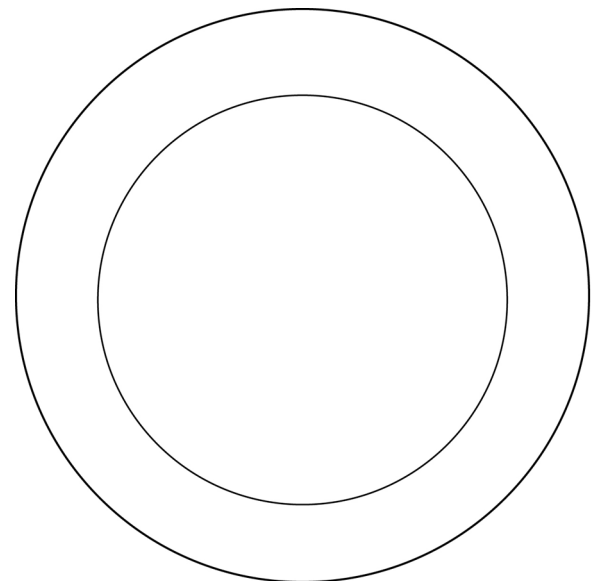
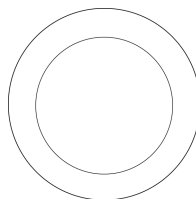
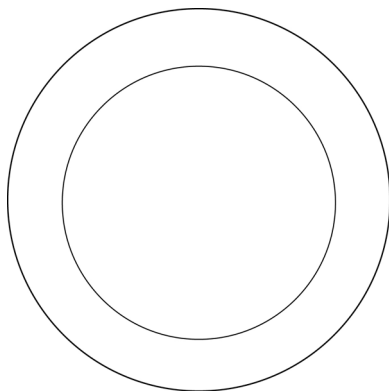
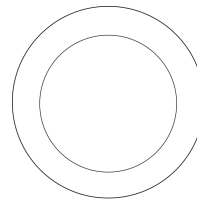
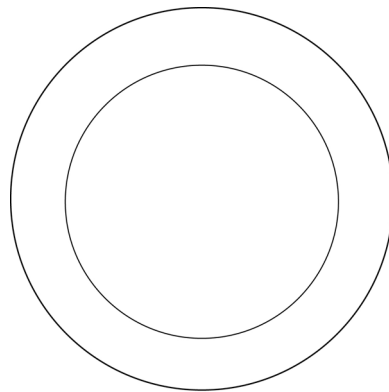
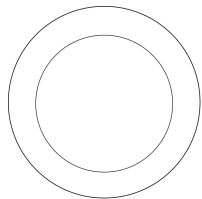
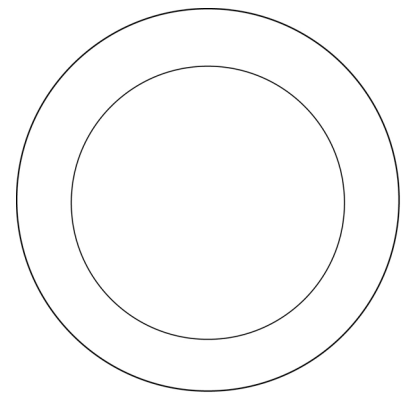
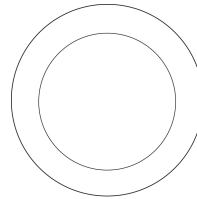
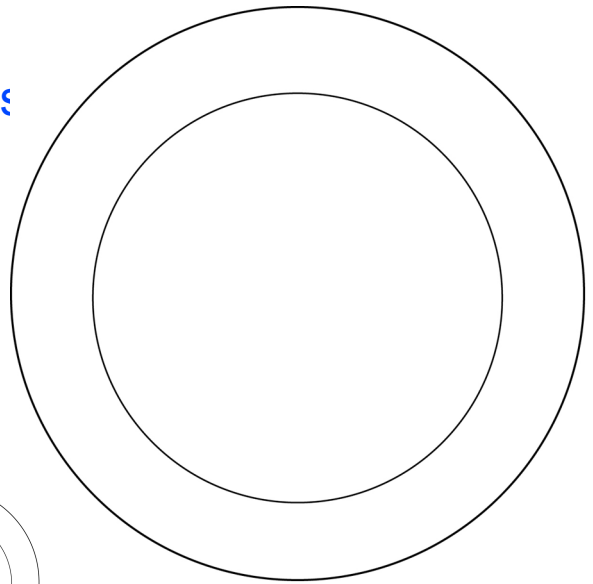
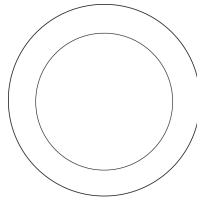
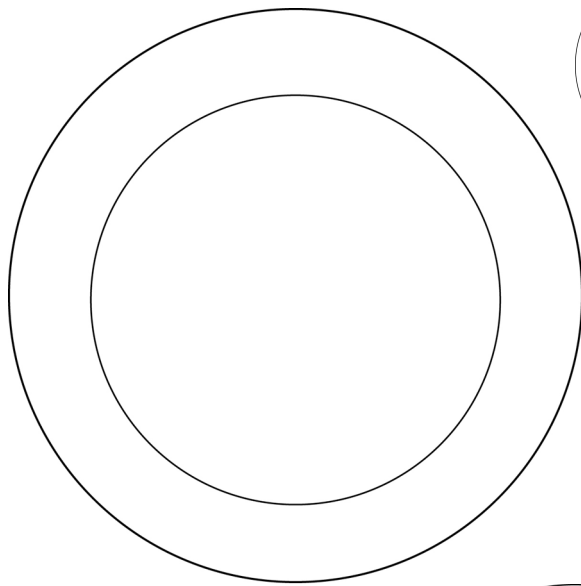


Colorie les assiettes par couleurs

Colorie les grosses assiettes **jaunes**.

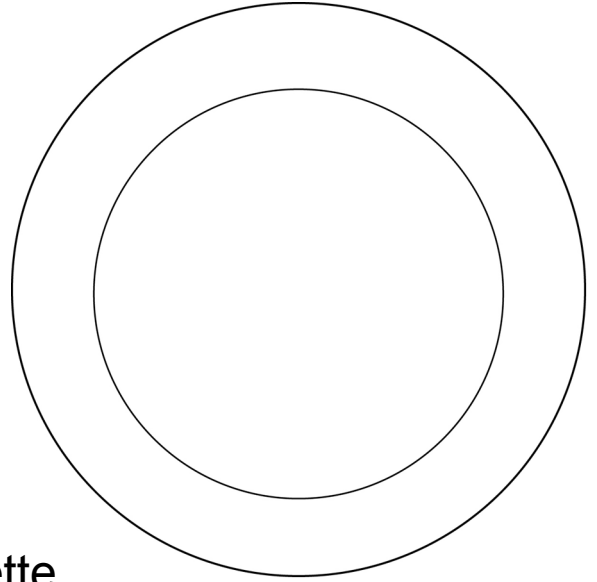
Colorie les moyennes assiettes **bleues**.

Colorie les petites assiettes **brunes**.



Écriture

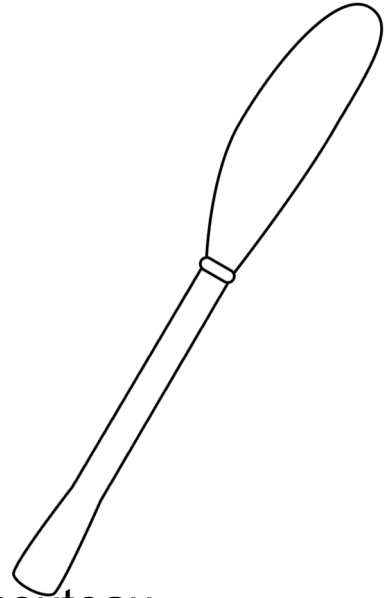
assiettes



Écrit une phrase à propos de l'assiette.

Écriture


couteau



Écrit une phrase sur comment tu utilises un couteau.

Écriture


cuillère



Écrit une phrase sur comment tu utilises une cuillère.

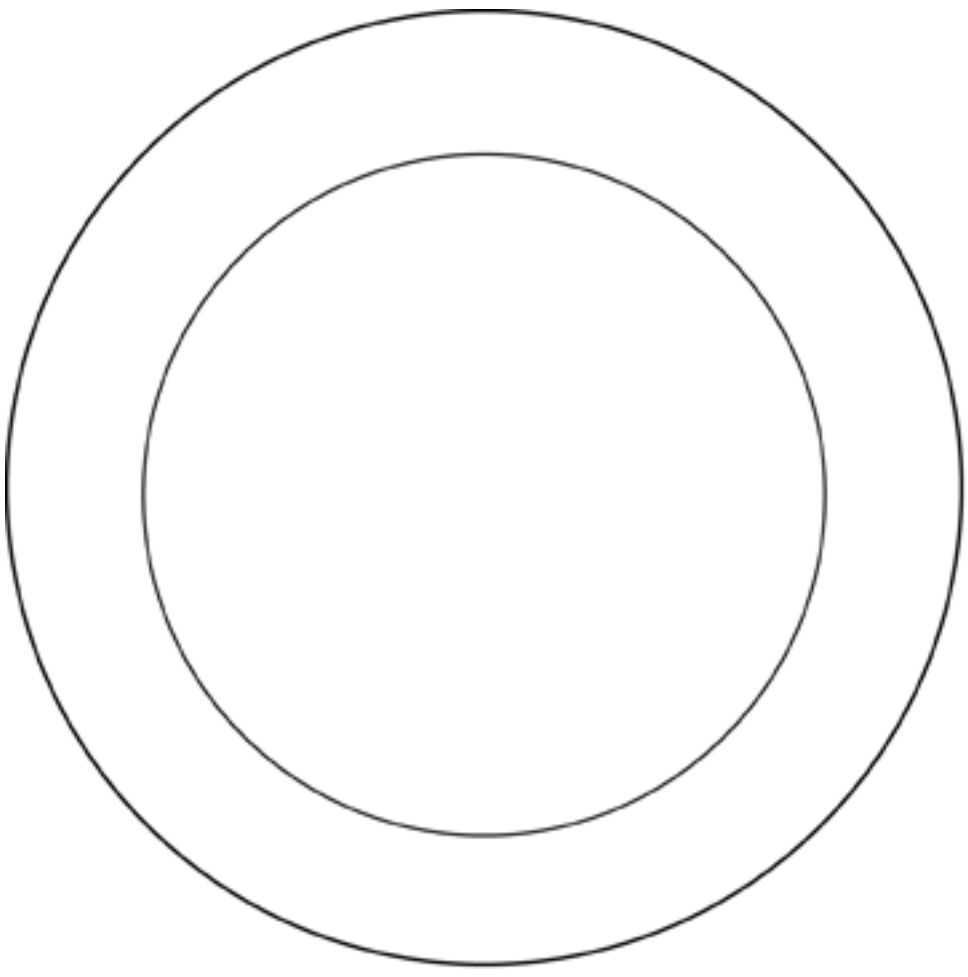
Écriture

fourchette



Écrit une phrase sur comment tu utilises une fourchette.

Aa



A est pour
assiette.

0	=	>	<	
1	2	3	4	5
6	7	8	9	10
1	2	3	4	5
6	7	8	9	10
11	12	13	14	15
16	17	18	19	20






Addition & la vaisselle

=

+

Soustrais la vaisselle



Plus grand quz / Plus pztit quz

Compte la vaisselle

