

# Valentines Pack Part 3

Thanks for stopping by and downloading my Valentines pack. Be sure to download Valentines Part 1, 2, 4 & Tot Pack.

To be used with the following book:

[There was an Old Lady Who Swallowed a Rose!](#)

If you would like to share this file please link directly to the web page or Blog and not to the pdf file.

This pack was made to be used with your toddler or preschooler. This is for your own personal use. Please don't sell or host these files anywhere.

Please read the [Terms of Use](#). If you have any questions please let me know.

Thanks! 3Dinosaurs.com



Graphics: [Granny Loves Valentines](#), [Valentines Sweets](#)


[Granny Loves Valentines Line Art](#),

[Valentines Sweets Line Art](#)








Purchased from [Scrappin Doodles](#)




# Heart Tracing





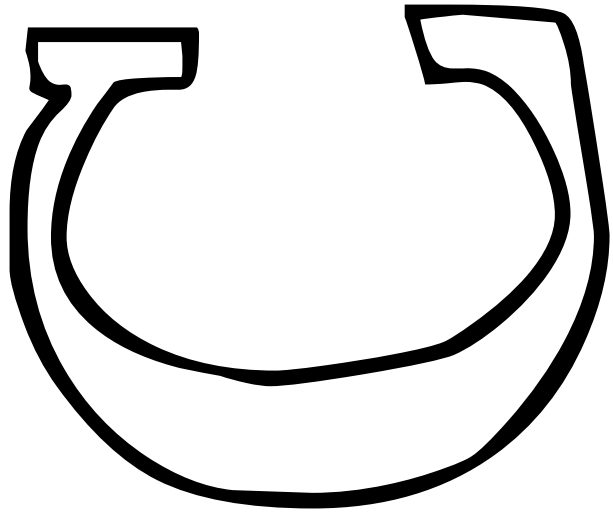
# Heart Tracing



H I B




H is for  
heart.



C is for  
card.


RRI



R is for  
rose.

# Writing


rose



Write a sentence about a rose.

# Writing

## card




Write a sentence about a card.



# Writing

heart



Write a sentence about a heart.



Draw a picture and write a sentence about a card.

Four sets of primary writing lines, each consisting of a solid top line, a dashed middle line, and a solid bottom line, for drawing and writing.




Draw a picture and write a sentence about Valentines.

Four sets of primary writing lines, each consisting of a solid top line, a dashed middle line, and a solid bottom line, providing space for drawing and writing.




Draw a picture and write a sentence about a heart.



# old lady




Write a sentence using the words old lady.



rose




Write a sentence using the word rose.



# glitter



Write a sentence using the word glitter.




# jewel



Write a sentence using the word jewel.






# candy




Write a sentence using the word candy.



# lace




Write a sentence using the word lace.



# hearts




Write a sentence using the word hearts.



# card



Write a sentence using the word card.

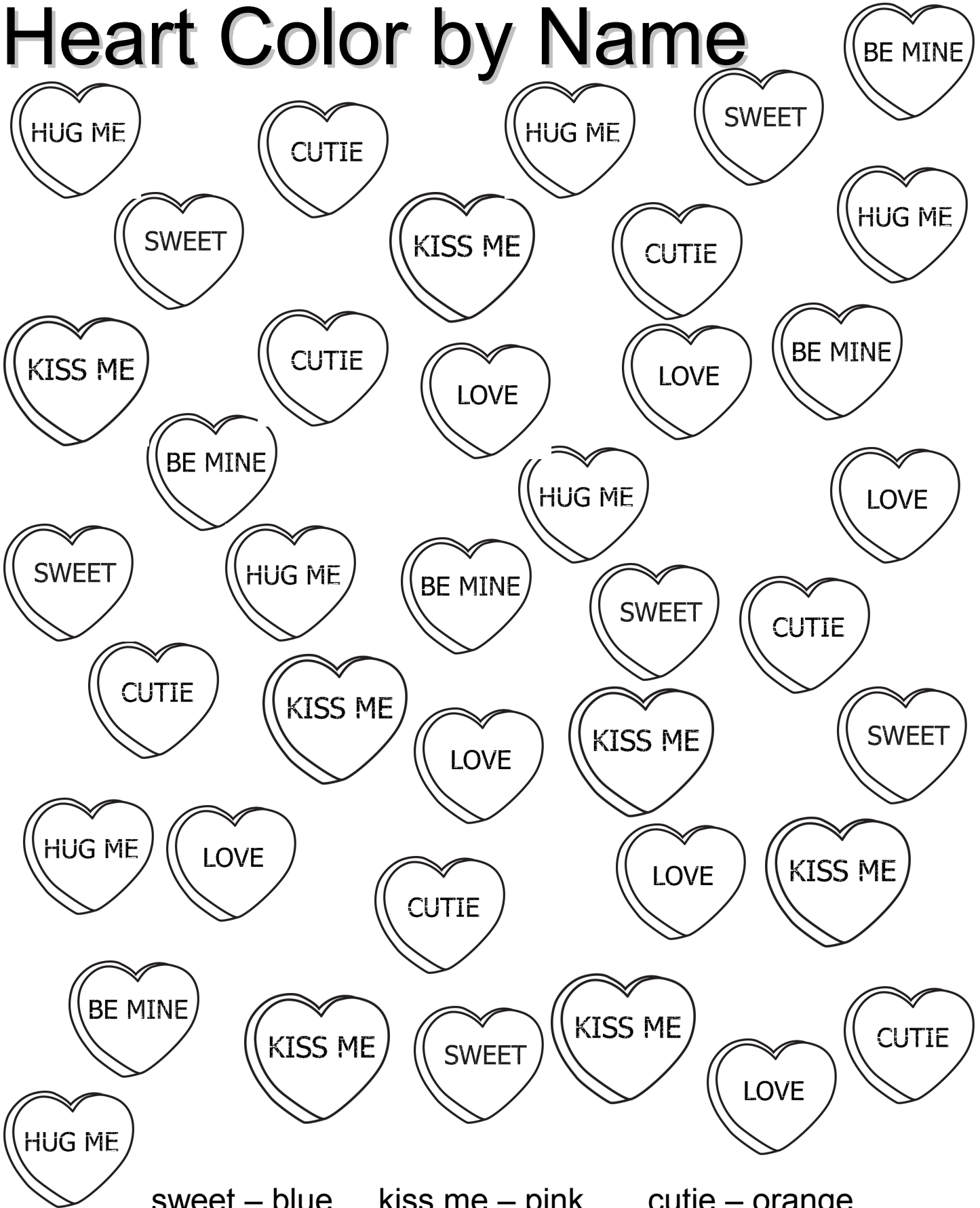


# Happy Valentines Day



Write a sentence using the words Happy Valentines Day.

# Heart Color by Name



sweet – blue  
love - red

kiss me – pink  
hug me – purple





cutie – orange  
be mine - green

# Heart Color by Size

Color the large hearts **purple**.

Color the medium hearts **red**.

Color the small hearts **pink**.

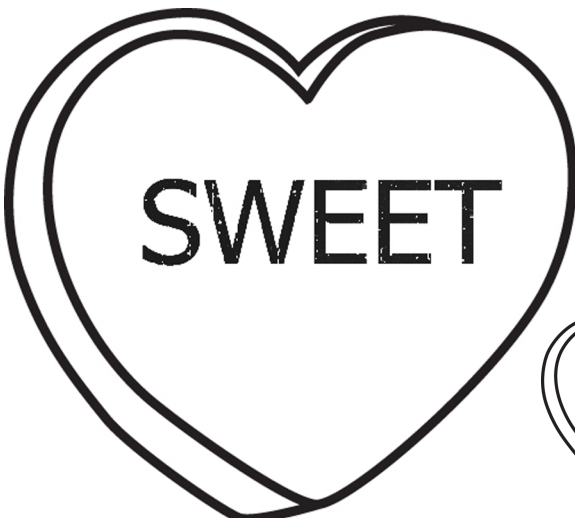



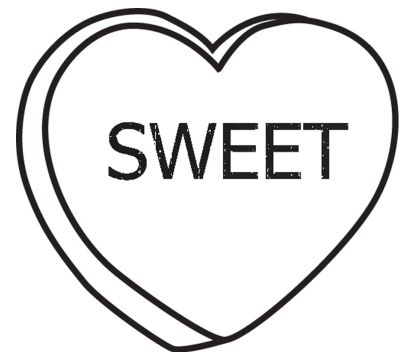



# Heart Color by Size

Color the large hearts **blue**.


Color the medium hearts **green**.

Color the small hearts **red**.







Color 4 hearts pink.




Color 3 hearts red.




Color 5 hearts purple.



Color 2 hearts green.



























































Color 1 hearts blue.



# Valentines Heart Path

Follow  through the heart path.

START


						
						
						
						
						
						
						
						

END

# Valentines Heart Path

Follow  through the heart path.

START



























































END

# Valentines Heart Path

Follow  through the heart path.

START

























































						
						
						
						
						
						
						
						

END

# Valentines Heart Path

Follow  through the heart path.

START


						
						
						
						
						
						
						
						

END

# Valentines Heart Path

Follow  through the heart path.

START




END

# Valentines Heart Path

Follow  through the heart path.

START



END

Vv





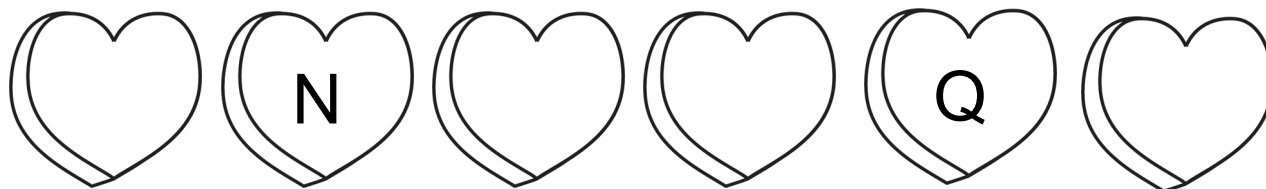

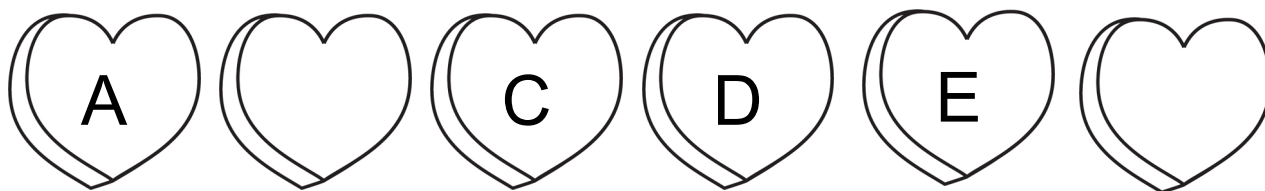
HAPPY  
VALENTINE'S  
DAY

Color all the letter Vv's.

A large rectangular area containing a grid of letters, each enclosed in a circle. The letters are arranged in a roughly rectangular shape, with some letters appearing multiple times. The letters include: B, V, P, d, e, r, t, y, T, v, r, x, V, o, V, D, c, c, r, t, o, i, v, O, b, v, V, p, k, n, f, h, g, b, z, N, l, c, v, j, g, v, y, q, w, m, j, j, g, v, y, q, w, V, p, v, q, s, a, p.



# Fill in the Missing Letters



# Read, Write, & Stamp

Created by Cassie @ 3Dinosaurs.com



sweet

Write:

sweet sweet

Stamp:



love

Write:

love love love

Stamp:



be mine

Write:

be mine

Stamp:

# Read, Write, & Stamp

Created by Cassie @ 3Dinosaurs.com



hug me

Write:

hug me

Stamp:



kiss me

Write:

kiss me

Stamp:



cutie


Write:

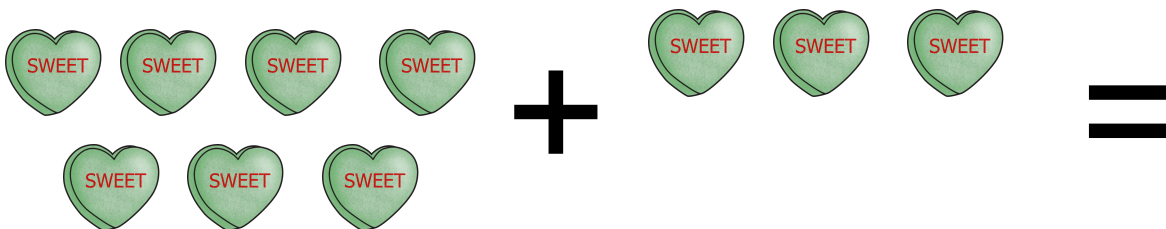
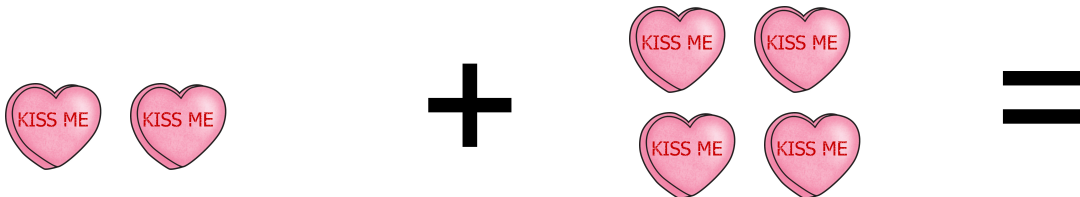
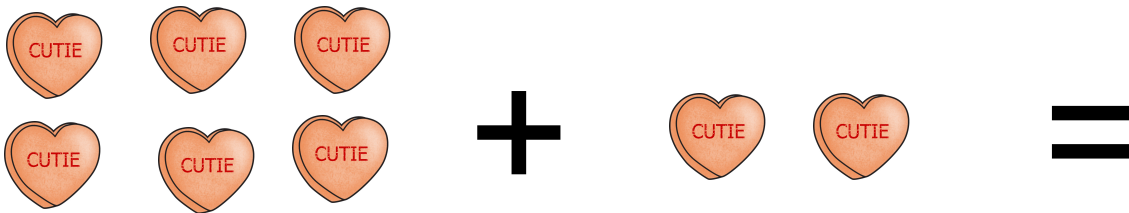
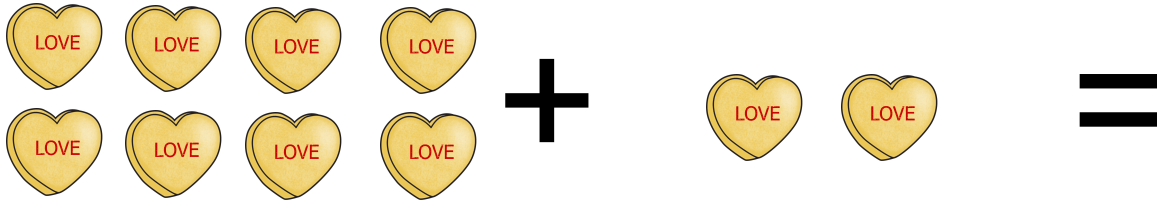

cutie cutie

Stamp:

**Color the pictures as you read the story.**

**There was an Old Lady Who Swallowed a Rose**







+

=

\_\_\_\_\_

\_\_\_\_\_

\_\_\_\_\_



+




=


\_\_\_\_\_

\_\_\_\_\_

\_\_\_\_\_



+




=


\_\_\_\_\_

\_\_\_\_\_

\_\_\_\_\_



+




=

\_\_\_\_\_

\_\_\_\_\_

\_\_\_\_\_



+




=

\_\_\_\_\_

\_\_\_\_\_

\_\_\_\_\_



+



=


\_\_\_\_\_

\_\_\_\_\_

\_\_\_\_\_



+



=

\_\_\_\_\_

\_\_\_\_\_

\_\_\_\_\_



+




=


\_\_\_\_\_

\_\_\_\_\_

\_\_\_\_\_



+




=


\_\_\_\_\_

\_\_\_\_\_

\_\_\_\_\_



+



=

\_\_\_\_\_

\_\_\_\_\_

\_\_\_\_\_



+



=


\_\_\_\_\_

\_\_\_\_\_

\_\_\_\_\_



+




=


\_\_\_\_\_

\_\_\_\_\_

\_\_\_\_\_



+



=

\_\_\_\_\_

\_\_\_\_\_

\_\_\_\_\_



+




=


\_\_\_\_\_

\_\_\_\_\_

\_\_\_\_\_



+



=

\_\_\_\_\_

\_\_\_\_\_

\_\_\_\_\_