



. XX .

© 2011 hochuvsznat.www.nn.ru

Place your own product logo here and modify the layout of your print manual/PDF:
In Help & Manual, click "Tools" > "Print Manual Designer" and open this manual template to edit it.

Title page 1

Use this page to introduce the product

by hochuvsznat.www.nn.ru

This is "Title Page 1" - you may use this page to introduce your product, show title, author, copyright, company logos, etc.

This page intentionally starts on an odd page, so that it is on the right half of an open book from the readers point of view. This is the reason why the previous page was blank (the previous page is the back side of the cover)

© 2011 hochuvsznat.www.nn.ru

All rights reserved. No parts of this work may be reproduced in any form or by any means - graphic, electronic, or mechanical, including photocopying, recording, taping, or information storage and retrieval systems - without the written permission of the publisher.

Products that are referred to in this document may be either trademarks and/or registered trademarks of the respective owners. The publisher and the author make no claim to these trademarks.

While every precaution has been taken in the preparation of this document, the publisher and the author assume no responsibility for errors or omissions, or for damages resulting from the use of information contained in this document or from the use of programs and source code that may accompany it. In no event shall the publisher and the author be liable for any loss of profit or any other commercial damage caused or alleged to have been caused directly or indirectly by this document.

Printed: 2011 in (wherever you are located)

Publisher

...enter name...

Managing Editor

...enter name...

Technical Editors

...enter name...

...enter name...

Cover Designer

...enter name...

Team Coordinator

...enter name...

Production

...enter name...

Special thanks to:

All the people who contributed to this document, to mum and dad and grandpa, to my sisters and brothers and mothers in law, to our secretary Kathrin, to the graphic artist who created this great product logo on the cover page (sorry, don't remember your name at the moment but you did a great work), to the pizza service down the street (your daily Capricciosas saved our lives), to the copy shop where this document will be duplicated, and and and...

Last not least, we want to thank EC Software who wrote this great help tool called HELP & MANUAL which printed this document.

Table of Contents

Foreword		
Part I		2
Part II	?	4
Part III		7
1	7
2	7
3	8
4	9
5	11
6	13
7	16
8	18
9	19
10	22
11	23
12	24
13	25
14	27
15	28
16	29
17	29
18	30
19	31
20	31
21	36
22	37
Part IV		40
1	40
2	42
3	45
4	46
5	47
Part V		51

1	51
2	52
3	53
4	56
5	60
6	61
	62
	64
7	66
8	66
9	68
	69
	70
	71
	72
	74
	75
	77
	78
	80
	80
	81
	82
	84
	85
10	86
11	93
12	94
13	96
14	96
15	97
16	98
17	100
18	100
19	105
20	106
21	107
22	108
23	110
24	112
25	114
26	115
27	118

28	120
29	121
30	123
31	124
Part VI		127
1	127
2	127
3	131
4	132
5	-	132
6	133
7	136
8	136
9	138
Part VII		141
1	141
Part VIII	?	143
Index		0




Foreword

This is just another title page
placed between table of contents
and topics

Top Level Intro

This page is printed before a new
top-level chapter starts

Part



1

XX-XXI


.

.

Top Level Intro

This page is printed before a new
top-level chapter starts


Part



Top Level Intro

This page is printed before a new
top-level chapter starts

Part



3



3.1



3.2





3.3



3.4







3.5







3.6









3.7





3.8





3.9









3.10

Enter topic text here.





3.11





3.12





3.13







3.14





3.15





3.16



3.17





3.18



3.19



3.20













3.21





3.22



Top Level Intro

This page is printed before a new
top-level chapter starts

Part



IV

4



4.1





4.2









4.3





4.4



4.5







Top Level Intro

This page is printed before a new
top-level chapter starts

Part



V

5



5.1



5.2



5.3







5.4











5.5





5.6

Enter topic text here.

5.6.1





x2



5.6.2







5.7



5.8







5.9

Enter topic text here.

5.9.1





5.9.2



5.9.3



x2



5.9.4





2007





5.9.5



5.9.6





5.9.7





5.9.8



**5.9.9****5.9.10**



5.9.11





5.9.12 -





5.9.13



5.9.14





5.10

















5.11



5.12





5.13



5.14



5.15





5.16





5.17



5.18













5.19





5.20





5.21



5.22







5.23





5.24





5.25





5.26









5.27







5.28





5.29







5.30





5.31





Top Level Intro

This page is printed before a new
top-level chapter starts

Part



VI

6



6.1



6.2











6.3



6.4



6.5

-



6.6







6.7



6.8







6.9





Top Level Intro

This page is printed before a new
top-level chapter starts

Part



VII

7

КАТАЛОГ

АВСТРАЛИЯ
И ОКЕАНИЯ

Enter topic text here.

7.1



Top Level Intro

This page is printed before a new
top-level chapter starts

Part



8

?





Endnotes 2... (after index)

Back Cover